

Practice Vitals Dashboard

2021 Dashboard Awards

Chip Hart - chip@pcc.com

Tim Proctor - tim@pcc.com



Categories

1. Financial Pulse
2. Clinical Pulse
3. A/R
4. Immunization Rates
5. Broadcast Messaging Usage
6. COVID Vaccinations



Top 5 winners in each category will be announced









Financial Pulse



Financial Pulse Categories


Category Weight

	Revenue-per-Visit *	40%
	Accounts Receivable *	15%
	E&M Coding Distribution	15%
	Pricing	10%
	RVUs-per-Visit	10%
	Coding Expertise	10%

#5 Financial Pulse



AVG Score
89.9



#4 Financial Pulse



Dr. Caroline
Morgan

AVG Score
90.7




#3 Financial Pulse



AVG Score
91.9


Dr. Karen
Carson



#2 Financial Pulse



AVG Score
92.0



#1 Financial Pulse




Dr. Lynn
Peters



Dr. Michael
Chamberlin

AVG Score
94.4



Clinical Pulse



Clinical Pulse Categories

Category Weight

	Well Visit Rates *	40%
	Immunization Rates *	30%
	ADD/ADHD Patient Followup	10%
	Sick-to-Well Visit Ratio	10%
	Diagnoses-per-Visit	10%

#5 Clinical Pulse


Children's Healthcare

1517 Pond Road
Allentown, PA 18104



Dr. Kenneth Toff


AVG Score
92.8




#4 Clinical Pulse



AVG Score
93.3



#3 Clinical Pulse



AVG Score
94.6




#2 Clinical Pulse



CHARTING THE FUTURE™

AVG Score
97.4



JILL VALUCH DO



JUDY HIPPLE DO




NATHAN KELLER DO



#1 Clinical Pulse

Green
Mountain
Pediatrics

AVG Score
97.9



A/R

Based on AVG overall scores for the following A/R measures:

1. A/R Days (weighted 30%)
2. A/R > 60 days (weighted 30%)
3. A/R 60-90 days (weighted 40%)



#5 A/R




Walter J. Rok, M.D.

AVG Score
95.8



Judith G. Rapoza, CMA
Practice Administrator



#4 A/R (Tied w/ #3)



AVG Score
96.7



Jeffery R. Kile MD, MHA



Alvaro G. Reymunde, MD




#3 A/R (Tied with #4)

Children's Healthcare

1517 Pond Road
Allentown, PA 18104


AVG Score
96.7



#2 A/R




AVG Score
96.8



#1 A/R



AVG Score
97.4



Immunization Rates

Based on AVG overall scores for the following Immunization Rate measures:


1. Childhood Immunization Rates (weighted 50%)
2. Adolescent Immunization Rates (weighted 40%)
3. Flu Vaccine for Asthma Patients (weighted 5%)
4. Flu Vaccine for all patients (weighted 5%)



#5 Immunization Rates



AVG Score
97.5



#4 Immunization Rates (Tied for #3)



peekaboo pediatrics

Heena N. Thakkar, MD, FAAP Shilpa T. Pankaj, MD, FAAP

AVG Score
97.8



#3 Immunization Rates



CHARTING THE FUTURE™

AVG Score
97.8




JILL VALUCH DO



JUDY HIPPLE DO




NATHAN KELLER DO



#2 Immunization Rates

Green
Mountain
Pediatrics


AVG Score
98.1



#1 Immunization Rates



AVG Score
98.4



Broadcast Messaging Usage

of messages sent per-provider since Broadcast Messaging functionality was released last year



#5 Broadcast Messaging

Ahoskie Pediatrics

Ahoskie, NC

28K

messages



#4 Broadcast Messaging

Okmulgee Pediatrics



35K
messages

#3 Broadcast Messaging




69K
messages



#2 Broadcast Messaging



98K
messages



#1 Broadcast Messaging

Nova Pediatrics

Dr. Vijay Chitkara


Springfield, OH

103K
messages



COVID Vaccination

Based on vaccines billed by
the practice



COVID Vaccine Volume




CARY • APEX • FUQUAY-VARINA
PEDIATRIC CENTERS



Brian Bowman
MD, PhD, FAAP

~1,700
vaccines




COVID Vaccine Volume



~1,700
vaccines


~400
per-provider



COVID Vaccine Volume



~2,300
Vaccines



COVID Vaccine Volume



~2,800
Vaccines


~400
per-provider



Jeffery R. Kile MD, MHA



Alvaro G. Reymunde, MD



COVID Vaccine Volume




~4,400


Vaccines

~500

per-provider




COVID Vaccine Volume



~620
vaccines
per-provider

Dr. Kleppinger




COVID Vaccine Volume



~5,100
Vaccines!

~850
per-provider



Later Viewing

This and all other UC2021 course recordings will be available for later viewing through Socio and [PCC's YouTube Channel](#)

