

Using PCC Tools to Connect to Your Data Safely and Securely

Jason DaSilva and Joey Hynson
2019 Users' Conference
Burlington, VT

Secure, Remote Access to PCC EHR

Jason DaSilva and Joey Hynson
2019 Users' Conference
Burlington, VT

Goals

- Learn the options for remote access
- Learn how to access PocketPCC
- Learn why the logo is a bowl of guacamole



Do you long for access to PCC from anywhere?





PCC's Remote Access Solutions


SecureConnect

- "A bigger hit than Game of Thrones!"

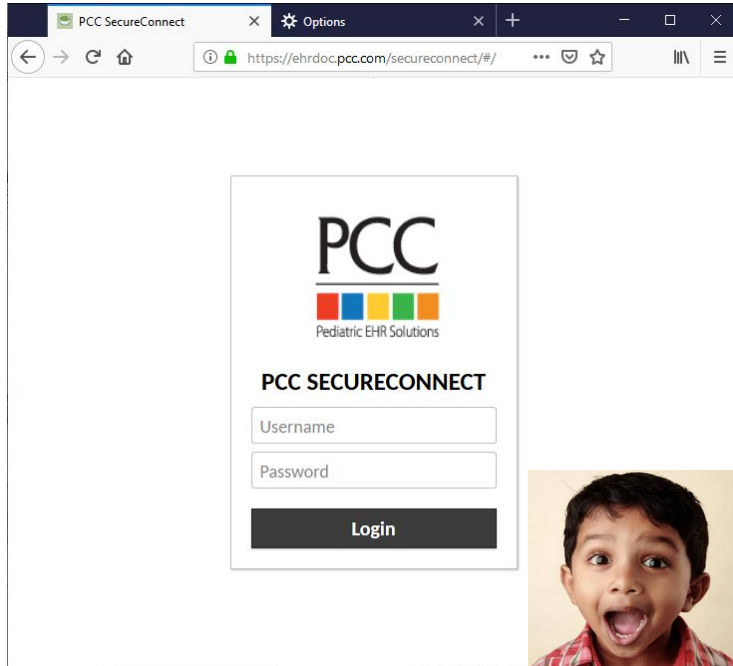
or

VPN

- "Like butter scraped over too much bread."



SecureConnect



- Accessed through a web browser
- Nothing to download on computer
- Two-factor authentication through Authy
- No updates, new keys, or configuration
- Unaffected by server upgrades


VPN

- Legacy solution
- Requires installation of multiple programs
- Requires access key for VPN configuration
- Need new access key after server upgrades
- Can only test outside of office network




Setting up SecureConnect

- Download Authy from the iPhone or Android app store
- Go to your office's SecureConnect website on a browser
 - <https://acro.pcc.com/secureconnect>
- Log in with Partner credentials
- Add a new Authy account
- Enable backups to transfer account to new phone
- Take picture of QR code on screen with Authy app then enter token
- Close and re-open the app if you can't get past logo screen
- Click on Start Penguin and select PCC EHR
- Log in and chart to your heart's content



Multi-factor authentication has been enabled on your account.

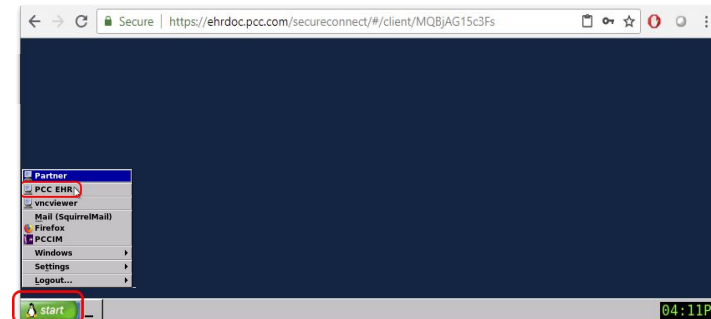
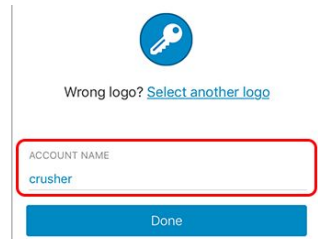
To complete the enrollment process, scan the barcode below with the two-factor authentication app on your phone or device.



• Details: [Show](#)

After scanning the barcode, enter the 6-digit authentication code displayed to verify that enrollment was successful.

Authentication Code



What's guac got to do, got to do with it?

SecureConnect is built with [Apache Guacamole](#)

- Added to your server so you can access the EHR through a web browser instead of installing anything



PocketPCC

- Stare at your phone like today's youths with [PocketPCC](#)
- View schedule
- Review patient medical summaries, demographics, and immms
- Create phone notes and Portal messages
- Add photos and files to patient charts

Menu

John Johnny Canning
10y 8m 10/10/08 Male

Recent and Upcoming Appointments

Last Visit: 11/28/18 (6m ago)
None
Last Physical: 06/26/14 (4y 11m ago)
Next Physical Due: 06/26/15 (3y 11m overdue)
Scheduled Appointments:
07/04/19 11:45am 12yearPE Connolly Office

Siblings

Testc Kid
Unknown
Test Kid
4y 1m 05/01/15 Unknown

Medical Summary
Demographics
Visit History
Immunization History
Documents
Add Photo or File
Add Phone Note
Add Portal Message

Menu

John Johnny Canning
10y 8m 10/10/08 Male

Vaccines

Mening Conjugate
05/18/05
~Mantoux
04/01/16 04/05/16
Tine
03/21/94
Rubella
07/22/16
Mumps
07/22/16
Measles
07/22/16
OPV
11/15/87
DT Pedi
03/21/94

Menu

John Johnny Canning
10y 8m 10/10/08 Male

Phone Note

Recent and Upcoming Appointments

Last Visit: 11/28/18 (6m 3w ago) Nurse
None
Last Physical: 06/26/14 (4y 11m ago)
Next Physical Due: 06/26/15 (3y 11m overdue)
Scheduled Appointments:
07/04/19 11:45am 12yearPE Connolly Office

Contact

Call Taken By
PCC PCC

Call Taken At
06/19/2019 2:09 PM

Caller's Name
Q unknown

Relationship
select relationship to caller

Return Phone
Q

Needs To Be Signed By
select a provider

Subject

Phone Note

Tasks

Task
select task name

To
select user name

Due date
06/19/2019

Note

Task Completed

Add Another Task

Save & Exit

Menu

John Johnny Canning
10y 8m 10/10/08 Male

Documents

Demographics (2)

Physician Correspondence (1)

Title: none
Date: 01/26/10
Pages: 1
Note: chem 20 result [PCC PCC]
Category: Physician Correspondence
Attached To: 11-14 Yr Well - Bright Futures
01/26/10

Download Document

Portal Message Attachments (1)

Menu

John Johnny Canning
10y 8m 10/10/08 Male

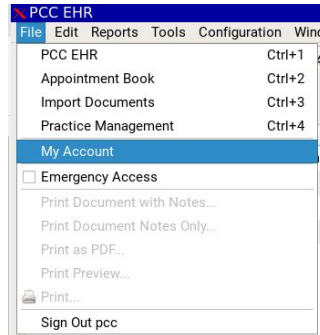
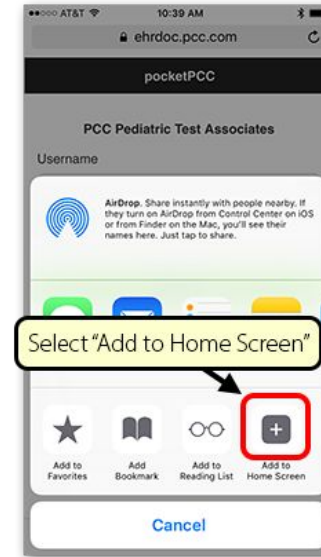
Add Document

Attach a Photo or File



Setting up PocketPCC

- Navigate to File -> My Account in the EHR
- Pick a security question and fill in an answer then save
- Go to your office's PocketPCC site on a mobile device
 - <https://acro.pcc.com/pocketpcc>
- [Save site as a bookmark](#) to your home screen
- Log in with EHR credentials and answer security question

A screenshot of the 'My Account' form in the PCC EHR desktop application. It includes fields for Username (jthymson), Password, and Confirm Password. Below these are fields for Practice Management Authentication (Partner) username and password. The 'pocketPCC Security' section contains a question: 'Name of your first employer?' with an answer field containing 'Favorite music group?'. Other security questions listed include 'Favorite place to vacation?', 'Favorite sports team?', 'Middle name of the sibling closest to you in age?', 'Mother's maiden name?', 'Name of your elementary school?', 'Name of your first employer?', 'Name of your first pet?', 'Street you grew up on?', and 'Town you were born in?'. There is an 'Authenticate' button at the bottom right.

iPhone



Android

A screenshot of the 'pocketPCC Security' form. It includes a question: 'Name of your elementary school?' with an answer field containing 'PCC Elementary'. There is a 'Cancel' button at the bottom right.

Pediatric EHR Solutions



Takeaways

Today you learned:

1. How to setup and access [SecureConnect](#)
2. How to setup and access [PocketPCC](#)
3. Tina Turner loves chips and guac

