

Optimizing PCC EHR

Lauren Gluck
Physician's Computer Company
User's Conference 2016



Goal of this Course

- PCC EHR changes constantly and we are always adding new and exciting features that can help optimize your use of PCC EHR.
- This course will focus on some of the new PCC EHR functionality.



Auto-Notes

- Configured under Tools>Auto-Notes Configuration
- Can be used with the generic radio component type only
- Set for each protocol individually
- Practice-wide and user specific



Auto-Notes

Auto-Notes Configuration Protocol: Sick - Pirate Peds << >> User: Practice Defaults

Sick - Pirate Peds

Physical Exam

General Appearance

ABN
Practice Default:

NL
Practice Default: alert, active, no distress

N/E
Practice Default:

Head

ABN
Practice Default:

NL
Practice Default: atraumatic, normocephalic

N/E
Practice Default:

Eyes



Auto-calculated Well Codes for Billing

- The additional procedure section of the Electronic Encounter Form can utilize auto-calculated well codes
- Auto-calculated codes are available for modified codes and non-modified codes
- Lists correct code based on the age of the patient



Auto-calculated Well Codes for Billing

Est Pt Well w/o Imms

☐ 99393 Well Child 5-11 yrs

Est Pt Well

☐ 99391 Well Child Under 1 yr

☐ 99392 Well Child 1-4 yrs

☐ 99393 Well Child 5-11 yrs

☐ 99394 Well Child 12-17 yrs

☐ 99395 Well Child 18-39 yrs

New Pt Well w/o Imms

☐ 99383 New Pt Well Child 5-11 yrs

New Pt Well

☐ 99381 New Pt Well Child Under 1 yr

☐ 99382 New Pt Well Child 1-4 yrs

☐ 99383 New Pt Well Child 5-11 yrs

☐ 99384 New Pt Well Child 12-17 yrs

☐ 99385 New Pt Well Child 18-39 yrs

Hiding Orders from Patient Reports

- When configuring orders in the EHR it is possible to hide particular items from patient reports (patient visit summary, visit history and patient portal).
 - Example: sensitive labs
- When the order is placed in the visit, there is also the option to hide for that patient specifically
- Changing the default under the configuration automatically hides that order for every patient

Hiding Orders from Patient Reports

Screening Orders - Add Order

Order Name:

☐ "Include on Patient Reports" will be selected when this order is issued

☒ Allow this order to be Refused

☒ Allow this order to be Contraindicated



Lab Configuration

Lab Orders **Common Tests** Lab Facilities

Edit Lab Order

Lab Order Name:

Default Lab Facility:

☒ Enable recording of Specimen Collection user, date and time

☐ "Include on Patient Reports" will be selected when this order is issued

☒ Allow this order to be Refused

☒ Allow this order to be Contraindicated



Uncheck this box

Confidential Notes

- Notes typed into confidential notes chart-wide component do not print anywhere in the chart or on patient-facing reports
- Use in adolescent protocols for more sensitive notes



Confidential Notes

☐ ☐ ☐ History of recurrent joint pain or fractures

notes

☐ ☐ ☐ History of palpitations, chest pain, faintness, passing out

notes

☐ ☐ ☐ add item

notes

▼ **Confidential Notes (Chart-wide)** *Unsaved Changes

Editing

Any notes typed in this box will not print on any reports or with the visit history



Documents in Visit History Index

- Documents set to show in the visit history index will now show details
- When importing the document to the patient's chart, fill in the Title note box



A screenshot of a web form for importing documents. The form has a light gray background and a white border. It contains the following fields and options:

- Tags**: A section header.
- Title**: A text input field containing "ER visit for broken arm".
- Category**: A dropdown menu with "Hospital" selected.
- Attach Document**: A radio button option, currently unselected.
- File as Unattached Document**: A radio button option, currently selected.
- Document Date**: A text input field containing "06/03/16".
- Display in the Visit History Index**: A checkbox with a checked 'x' inside a dotted box.


Documents in Visit History Index

Visit History

Train Pebbles Flintstone 10 yrs, 1 mo 5/

06/03/16 -

Visit Documents



Title: ER visit for broken arm
Category: Hospital
Attached to: 06/03/16

Visit History Index

Display: All History

Date	Age	Protocols	Details	Provider
06/12/16	10y	Portal Message	Subject: none	n/a
06/04/16	10y	Sick - Bright Futures	Dx: none	Casey
06/04/16	10y	Phone Note	Subject: Need to schedule camp physical	n/a
06/03/16	10y	n/a	Title: ER visit for broken arm	n/a

Show Documents in the Patient Portal

- When importing a document to a patient's chart you can choose to show the document in the patient portal
- Fill out the Title note box so that the document in the portal will have a label

Tags

Title
Lab results

Category
Lab

☒ **Attach Document**

06/04/16, Sick - Bright Futures

Lab - Influenza A/B

select an order

☐ **File as Unattached Document**

Document Date:

☐ Display in the Visit History Index

Needs to be Signed by Provider:

select a provider

☒ Make available in the patient portal



Map Multiple ICD10 Codes to SNOMED Code

- Map multiple, optional ICD10 codes to a SNOMED code under Billing Configuration
- When selecting the SNOMED diagnosis in the visit, you can choose the ICD10 code(s) to bill



Map Multiple ICD10 Codes to SNOMED Code

Diagnosis Mapping - Edit

Diagnosis: **Well child visit**

ICD-9

V20.2 Well Infant/Child Care

ICD-10

☐ Assisted mapping (Source: National Library of Medicine)

There is no mapping guidance for this diagnosis.

☒ Manual mapping

Z00.121 Encounter for routine child health examination with abnormal findings

☐ Preselect

Z00.129 Encounter for routine child health examination without abnormal findings

☒ Preselect

Z68.51 Body mass index (BMI) pediatric, less than 5th percentile for age

☐ Preselect

Z68.52 Body mass index (BMI) pediatric, 5th percentile to less than 85th percentile for age

☒ Preselect

Z68.53 Body mass index (BMI) pediatric, 85th percentile to less than 95th percentile for age

☐ Preselect

Z68.54 Body mass index (BMI) pediatric, greater than or equal to 95th percentile for age

☐ Preselect

+

Map Multiple ICD10 Codes to SNOMED Code

☐ Well child visit

Refine the diagnosis of Well child visit

ICD-10: Z00.129 Encounter for routine child health examination without abnormal findings

ICD-10: Z68.52 Body mass index (BMI) pediatric, 5th percentile to less than 85th percentile for age

☐ Well child visit

Refine the diagnosis of Well child visit

ICD-10: Z00.129 Encounter for routine child health examination without abnormal findings

ICD-10: Z00.121 Encounter for routine child health examination with abnormal findings

ICD-10: Z00.129 Encounter for routine child health examination without abnormal findings

notes

☐ Add

Z68.51 Body mass index (BMI) pediatric, less than 5th percentile for age

Z68.53 Body mass index (BMI) pediatric, 85th percentile to less than 95th percentile for age

Z68.54 Body mass index (BMI) pediatric, greater than or equal to 95th percentile for age

“Chart Check” Task Reminder

- Schedule a 0 min appt with visit reason Chart Check as a reminder for a follow up item
- Visit is scheduled in Partner for the future date, enter an appt note listing the reason for the follow up
 - The appt note will show in the appointment details in the EHR and also on the schedule in PocketPCC
- When running the Meaningful Use or CQM reports, exclude the Chart Check visit reason



“Chart Check” Task Reminder

2:45pm	Gabriel	Train Reuse	12/19/15 M	5m 4w	6mo Well Visit	Comez
3:15pm	Hamann	Train Brittany	04/19/05 F	11y 1m	Chart Check	Casey

Appointment Details

Visit Status: Scheduled

Appt Time: 6/17/16 3:15pm

Arrival Time: Not Yet Arrived

Visit Reason: Chart Check

Patient Age: 11 yrs, 1 mo

Location: PCC Pediatrics Main Office

Provider: Elizabeth Casey, M.D.

Appt Note: Call to follow up on surgery.

Appt note from
Partner

Clinical Alerts

- Clinical alerts are configured under Tools>Clinical Alerts
- Can be configured based on demographic data (including patient flags), vital data or other clinical data (medications, diagnoses, etc)
- Configurable by user role, if needed



Clinical Alerts

Clinical Alerts

Clinical Alerts Activity Log

Clinical Alerts

Clinical Alerts	Active ▾
Asthma	✓
Medicaid	✓
Asthma Recheck - Cert	
Negative Rapid Strep - Cert	

Add Delete Edit Close



Clinical Alerts

Recent and Upcoming Appointments

Last Visit: 06/04/16 (13d ago) Dr. Casey
Diagnosis: none

Last Physical: 05/23/15 (1y ago)

Next Physical Due: 05/28/16 (2w 6d overdue)

Scheduled Appointment: **Clinical Alert**

Siblings

Open Chart Train Dino

Reminders Modified

Headed to regional soccer

Lost best friend to a neighbor

Problem List Modified

Status	Problem
Resolved	Urinary Tract Infection
Active	Obesity Exogenous
Active	Asthma Mild Persistent

PCC eRx Problems U

Clinical Alert: Asthma

Clinical Alert:
Patient is between 5yrs and 10yrs and has been diagnosed with asthma. Actions to take:

1. Review asthma care plan with patient and/or family.
2. Discuss and recommend the annual flu shot.

Display: All Statuses

Problem Note	Onset	Resolved
		03/12

Continue

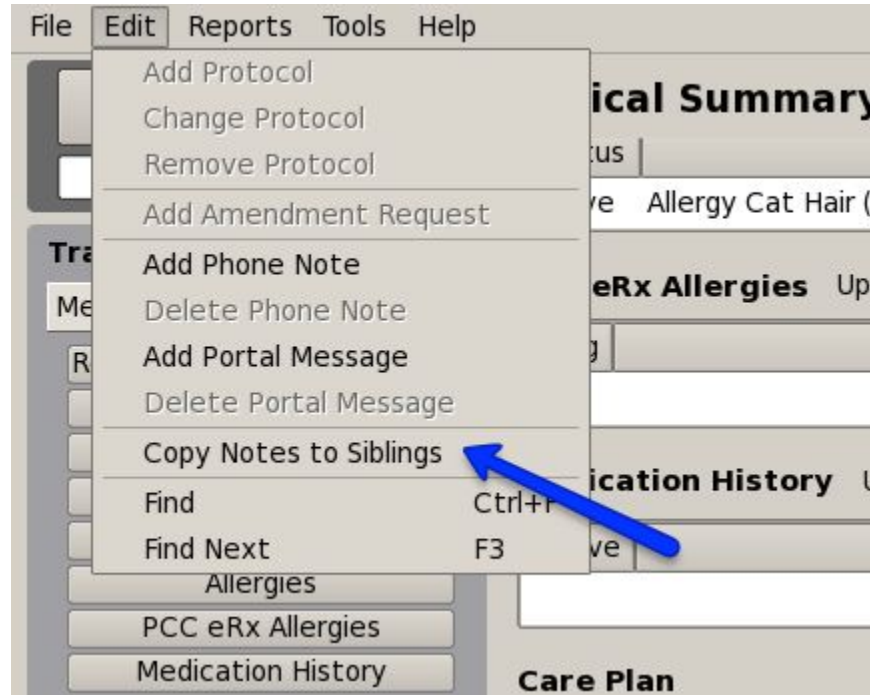
Problem
Allergy Cat Hair (477.8)
Asthma Extrinsic NOS (493.00)

Copy Medical Summary Notes to Siblings

- The following components on the medical summary can be copied between siblings:
 - Medical History, Social History, Family Medical History, Reminders
- There are two options to access the option to copy notes:
 - Click Edit>Copy Notes to Siblings
 - Right-click on the component you want to copy



Copy Medical Summary Notes to Siblings



Copy Medical Summary Notes to Siblings

Family Medical History Modified 06/17/16

Condition	Relationship	Note
Eczema	Brother	
Anemia	Maternal A	Copy Family Medical History to Siblings
Epilepsy	Maternal Uncle, Mother	



Copy Medical Summary Notes to Siblings

Copy Notes to Siblings

From: Train Pebbles Flintstone 10 yrs, 1 mo 5/15/06 F

Family Medical History

Condition	Relationship	Note
Eczema	Brother	
Anemia	Maternal Aunt, Paternal Grandmother	
Epilepsy	Maternal Uncle, Mother	

To: Train Dino Flintstone 4 yrs, 2 mos 3/24/12 M

☒ Append ☐ Replace ☐ Custom ☐ Do Not Copy Notes for this Patient

Family Medical History

Condition	Relationship	Note
Eczema	Brother	
Anemia	Maternal Aunt, Paternal Grandmother	
Epilepsy	Maternal Uncle, Mother	

Back Save Cancel



Access Problem List Diagnosis when Charting Visit

- With the diagnosis flowsheet it is important to consistently choose the same version of a diagnosis code
- The diagnosis component in the visit will access the problems on the problem list for selection when diagnosing the patient in the visit

☐ Well child visit

Refine the diagnosis of Well child visit

ICD-10: Z00.129 Encounter for routine child health examination without abnormal findings

ICD-10: Z68.52 Body mass index (BMI) pediatric, 5th percentile to less than 85th percentile for age

notes

☐ Add to Problem List Onset: mm/dd/yy Problem Note: problem note

☐ select diagnosis or active problem

Bronchiolitis
Asthma
Eczema

18 month examination normal

Abdominal bruit

Abdominal colic

Abdominal colic in child less than or equal to 12 months

Abdominal discomfort

Abdominal muscle pain

From the patient's problem list

Previous Next Bill Sign Close Save Save + Exit

Fenton Preterm Growth Charts

- PCC EHR now includes the Fenton preterm growth charts
- Enter the gestational age at birth in the patient's demographics screen
- If the gestational age is less than 37 weeks, the preemie growth charts will automatically appear
- The preterm growth chart will display until the patient is 50 weeks old (starting from their gestational age at birth)



Demographics Train A

Patient Demographics

Train Alison A. Sabino

First Name: Train Alison

Nickname:

Middle Name: A.

Last Name: Sabino

Suffix:

Date of Birth: 03/24/16

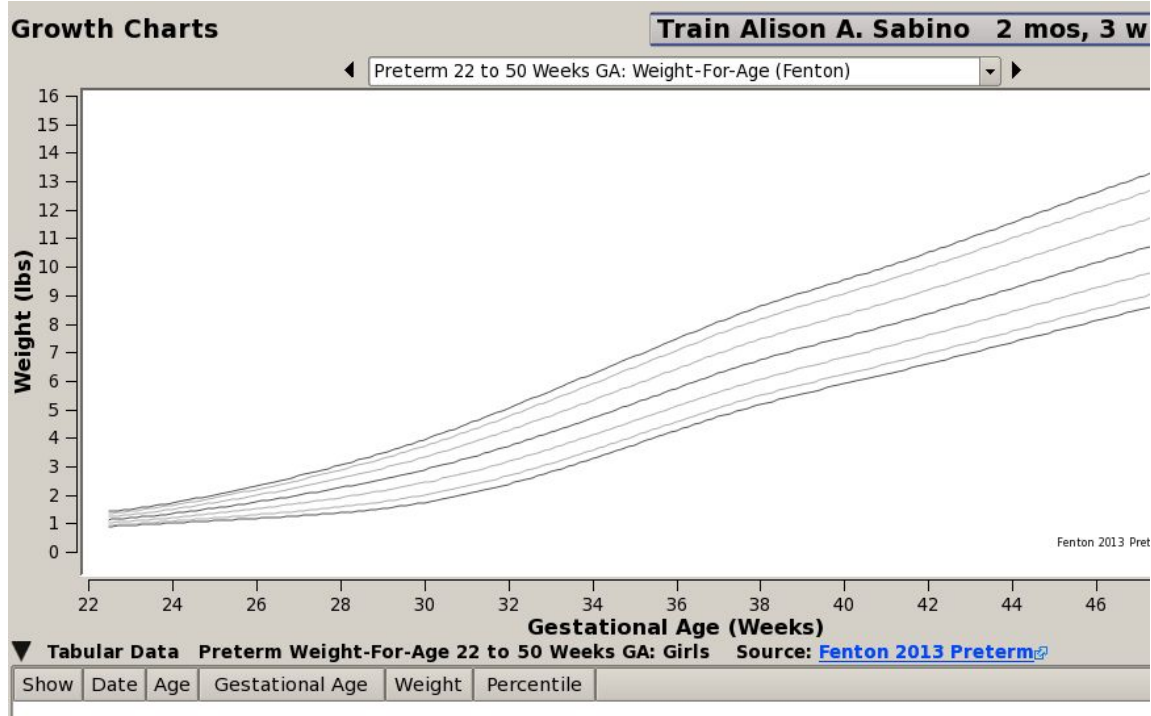
Sex: Female

Deceased: ☒ No ☐ Yes

Birth History

GA at Birth: 26 weeks 3 days 

Fenton Preterm Growth Charts



Down Syndrome Growth Chart

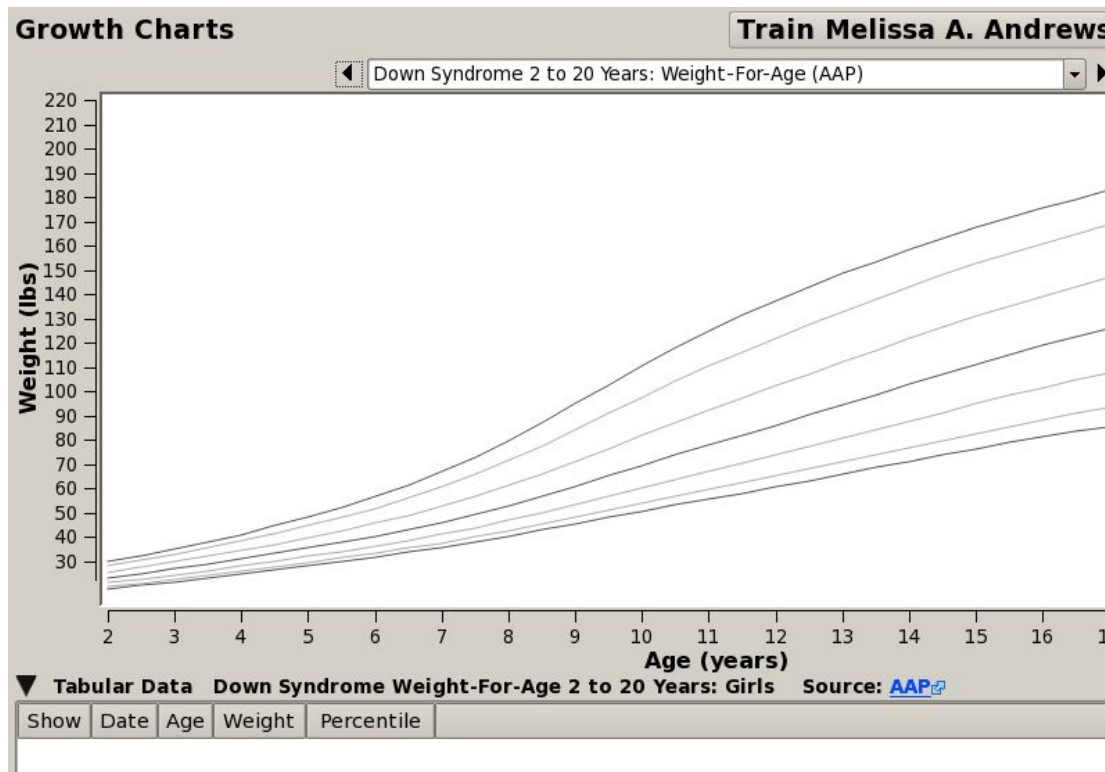
- If a diagnosis of Down Syndrome is added to the patient's problem list, the Down Syndrome growth chart will appear automatically.

Medical Summary Train Melissa

Problem List Modified 06/17/16

Status	Problem	Problem
Active	Partial trisomy 21 in Down's syndrome	
Active		

Down Syndrome Growth Chart



Reverting Status to Scheduled from Arrived

- If a patient is checked in by mistake or if the 'Arrive Patient' button is clicked in the EHR the patient's status can be reset to Scheduled
- The Revert to Scheduled option can be found under the Edit menu
- It will change the patient's EHR status to Scheduled and it will also move them back to the checkin screen in Partner
- If orders have been placed in the EHR, the Revert to Scheduled option will no longer be available



Reverting Status to Scheduled from Arrived

File Edit Reports Tools Help

Revert Status to Arrived

Revert Status to Scheduled

Find Ctrl+F

Find Next F3

Rule (10)

Visit Tasks (98)

Rx Tasks

Visit Status	Room	Tasks	Arrival	Time	Last	First	DO
Scheduled				9:45am	Theodore	Train Lauren A.	05/
Scheduled				10:00am	Espenshade	Train George	06/
Arrived	-	END VISIT	1:56pm	10:45am	Andrews	Train Melissa A.	06/
Arrived	-	END VISIT	2:06pm	2:06pm	Gray	Train Julie	10/
Arrived	-	END VISIT	2:19pm	2:19pm	Hamann	Train Adam	03/
Scheduled				2:30pm	Patterson	Train Elizabeth	06/
Scheduled				2:45pm	Gabriel	Train Reuse	12/
Scheduled				3:15pm	Espenshade	Train Jackson	09/
Arrived	-	END VISIT	10:32am	4:15pm	Setlock	Train Carrie	07/
Scheduled				4:30pm	Rogers	Train David	09/

Organize Assigned User Drop Down List

- Under Tools>User Administration there is a User Selection List option
- Using this tool you can organize the Assigned User drop down lists on the visit task and messaging queues
- This organization will not reflect when picking a user inside a visit



Organize Assigned User Drop Down List

User Administration

Users Roles **User Selection List**

User Selection List

Arrange the sequence of users in the user selection list.

☒ Auto arrange by last name ☒ Keep disabled users on bottom

☐ Auto arrange by first name

☐ Manually arrange

Find: <

Enabled	User Name
✓	Abbott, Joan
✓	Agent, Computer
✓	AgentFive, Test
✓	AgentFour, Test
✓	AgentOne, Test
✓	AgentThree, Test
✓	AgentTwo, Test
✓	Astle, Tom
✓	Ballou, Justin
✓	Beagley, Douglas
✓	Bergeron, Deb
✓	Blanchard, Jan

Choose the format for how user names should be displayed.

User Name Format:



Send Patient Education Materials to Patient Portal

- When accessing patient education for a patient, click Save As Document to attach the information to the patient's chart and also send it to the patient portal.



Send Patient Education Materials to Patient Portal

The screenshot displays the 'Patient Education' interface. On the left, a sidebar shows a list of documents, including 'Shin Pain (Care of the Young Athlete)'. The main area shows a preview of the selected document, which is a PDF titled 'Shin Pain (Care of the Young Athlete)' from the 'Pediatric Patient Education' series. The preview includes a title, a category, and a list of symptoms. Below the preview, there are buttons for 'Print', 'Rotate Document', and 'Full Screen'. On the right, a 'Tags' panel shows the document's title and category, and a 'Note (Internal use)' field. At the bottom, there are buttons for 'Cancel' and 'Save'.

Patient Education Edit Tags Train Julie Gray 18 yrs, 7 mos 10/21/97 F

Abdominal Pain Gener http://patiented.solutions.aap.org

Shin Pain (Care of the Young Athlete)

AAP Po

Pe Pa

Home All I

Patient Educ Shin P Athlet

PRINT

Request Permission

Shin pain oc high-impact

Pediatric Patient Education
Expert advice from the American Academy of Pediatrics

Patient Education Handouts.aspx
Shin Pain (Care of the Young Athlete)

PRINT SHARE PDF CUSTOM HANDOUT

Shin pain occurs most frequently in athletes involved in running, jumping, or high-impact sports. Shin pain can be caused by shin splints (also called medial tibial stress syndrome), a stress fracture of the tibia or fibula, or compartment syndrome (Figure 1). The most common cause of shin pain in runners is shin splints.

Figure 1. Location of common causes of shin pain. A, shin splints; B, compartment syndrome; and C, stress fracture, fibula and tibia.

Symptoms
For all of the different causes of shin pain, athletes often complain first of pain, burning, or tightness along the shin. The following are symptoms of bone-related and muscle-related shin pain.

Symptoms of bone-related shin pain may include:

- Pain in a very focal area of the shin
- Pain during and after running
- Pain that goes worse over time

Symptoms of muscle-related shin pain may include:

- Mild soreness
- Tightness or pressure in along with running
- Pain only with running, relieved by rest
- No pain when pushing on the bone
- Bumpiness, tingling, or weakness in the foot

Causes
Shin pain is generally the result of one or more of the following issues:

- **Body mechanics** refers to the way the body moves while in motion. Athletes may experience pain due to poor body mechanics. The way the body moves can be influenced by different factors. For example, how a runner runs may be affected by foot type, running style, and hip and core (abdominal and back) muscle strength.
- **Too much exercise** can become a problem if athletes increase too quickly. A helpful reminder is the "10% Rule": no more than a 10% increase in frequency, duration, or intensity of exercise per week.
- **Bone density (bone strength)**. Softer bones break easier, so if there is a stress fracture that is not explained by poor mechanics or rapid increases in training, bone density might be the problem. The causes of low bone density include:

Page 1 of 3

Shin_Pain_Care_of_the_Young_Athlete____Pa... 06/17/16 02:26pm

Print Rotate Document Full Screen

Tags
Title
Shin Pain (Care of the Young Athlete)
Category
Patient Handouts

☐ Attach Document
select a visit, phone note, etc...

☒ File as Unattached Document
Document Date:
☐ Display in the Visit History Index

Needs to be Signed by Provider:
select a provider

☒ Make available in the patient portal

Note (Internal use)

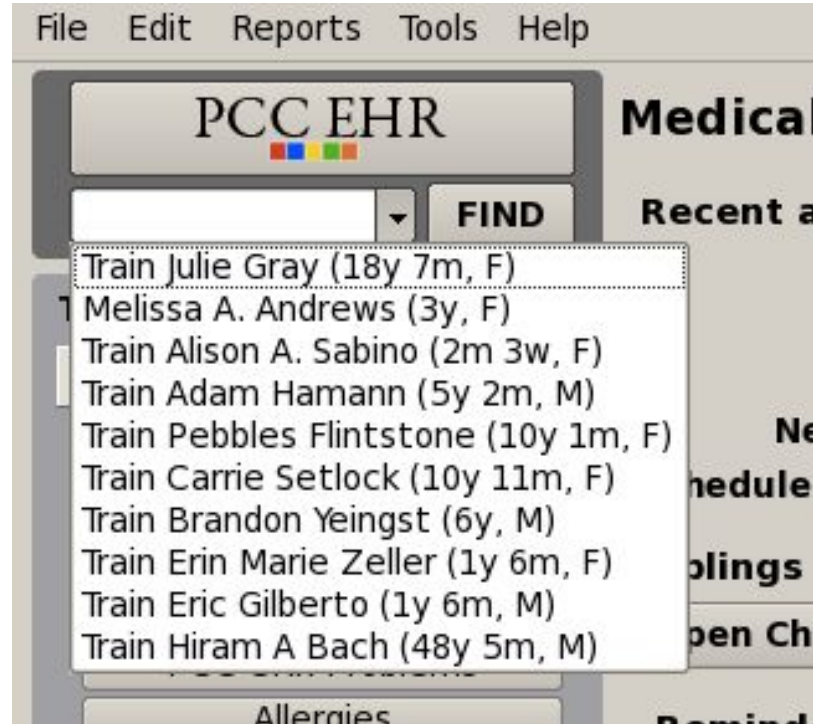
Cancel Save

List of 10 Previous Patients

- The drop down arrow to the right of the patient finder box will show the previous 10 patients you worked with
- The list of patients is user specific
- Patients are added to that list for a number of reasons
 - Opened their chart - either from the schedule screen or from patient finder
 - Opened a messaging or visit task
 - Signed something for that patient
 - Attached a document
 - Attached an eLab



List of 10 Previous Patients



Additional Patient Information

- The string of patient information in the top right hand corner of the patient's chart and other screens is now clickable.
- The drop down will show the patient's most recent weight and their PCP

Train Julie Gray 18 yrs, 7 mos 10/21/97 F	
Weight: 130 lbs (58.967 kg)	61 st percentile _(CDC)
Taken 11/27/15 (18y 1m)	
PCP: James Davidson, M.D.	

Configure Patient Visit Summary

- Tools>Patient Visit Summary Configuration allows your practice to configure the data that shows on the printed visit summary
- It is possible to add note components from the visit, for example plan, so that the notes print on the visit summary
- For those using the patient portal, there is now a Patient Portal Configuration Tool that allows you to show plan notes on the portal



Configure Patient Visit Summary

Patient Visit Summary Configuration

Configure problem notes

☐ Display problem notes with problems.

Include checked items on the standard Patient Visit Summary

☒ Demographics

- ☒ Patient Name, DOB, Sex, and PCC#
- ☒ Patient Race, Ethnicity, and Preferred Language
- ☒ Future Appointments and Date of Last Physical

☒ Visit Information

- ☒ Allergies
- ☐ Chief Complaint (not configured)
 +

☒ Clinical Instructions

- +

☒ Diagnoses

☒ Immunizations

☒ Labs

☒ Medications

☒ Orders

Cancel **Save**



Configure Patient Visit Summary

Visit Summary for 06/17/16

Mark Williams, M.D.
PCC Pediatrics Main Office
Sick - Pirate Peds

Plan

Supportive Care
Lots of fluids, change toothbrush, Tylenol for pain





PCC EHR Audit Log

- The new PCC EHR Audit Log shows more detail about chart access and modification
- Criteria can be set to look at a particular patient, a particular reporting period, by a particular PCC EHR user and look for a particular event (login, modification, etc)



PCC EHR Audit Log

 PCC EHR Audit Log 

PCC EHR Audit Log - Criteria

Reporting Period
Date/Time: to

Patients
 All Patients Included

Users
 All Users Included

Events
 All Events Included



PCC EHR Audit Log

PCC EHR Audit Log

Dates: 06/17/2016 12:00am to 06/17/2016 11:59pm
Patients: Train Adam Hamann
Users: All Users Included
Events: All Events Included

Session	Date/Time	User	Patient	Event	Source
89164	06/17/16 02:18:18pm	PCC PCC	Hamann, Train Adam	Access	Patient Chart
89164	06/17/16 02:18:18pm	PCC PCC	Hamann, Train Adam	Access	Demographics/Medical Summary: (Components: Patien...
89164	06/17/16 02:19:05pm	PCC PCC	Hamann, Train Adam	Delete	Component: Problem List
89164	06/17/16 02:19:05pm	PCC PCC	Hamann, Train Adam	Create	Component: Problem List
89164	06/17/16 02:19:14pm	PCC PCC	Hamann, Train Adam	Create	Appointment: 06/17/16 (Visit Reason: 5yr Well Visit)
89164	06/17/16 02:19:14pm	PCC PCC	Hamann, Train Adam	Create	Patient Visit: 06/17/16
	06/17/16 02:19:14pm	pcc(db)	Hamann, Train Adam	Modify	Appointment: 06/17/16 (Visit Reason: 5yr Well Visit)
89164	06/17/16 02:19:14pm	PCC PCC	Hamann, Train Adam	Access	Patient Visit: 06/17/16
89164	06/17/16 02:19:14pm	PCC PCC	Hamann, Train Adam	Access	Components: Intake, Informant/Relationship, Vitals, Soc...
89164	06/17/16 02:19:15pm	PCC PCC	Hamann, Train Adam	Create	Protocol: 5 Yr Well - TLC
89164	06/17/16 02:19:15pm	PCC PCC	Hamann, Train Adam	Modify	Patient Visit: 06/17/16 (Protocol: 5 Yr Well - TLC)
89164	06/17/16 02:20:01pm	PCC PCC	Hamann, Train Adam	Exit	Patient Visit: 06/17/16 (Protocol: 5 Yr Well - TLC)
89164	06/17/16 02:20:01pm	PCC PCC	Hamann, Train Adam	Exit	Patient Chart



Delete Charted Visit

- Visits can be deleted from the EHR once the Partner side of the visit has been marked as canceled, missed or deleted
- The Delete Charted Visit tool will show the visit history view of the visit to ensure the deletion of the correct visit



Delete Charted Visit

Delete Charted Visit

Delete Charted Visit

Select a missed, canceled, or deleted appointment from the list below. Deleting a charted visit will remove all data entered in the protocols for the visit. Visit data cannot be restored.

Find by:

Date

 Sat

06/04/16

Appointment	Arrival	Last	First	DOB/Sex	Age	PCC #	Visit Reason	Provider
06/04/16 9:30am	06/04/16 11:35am	Jetson	Train Judy	04/16/05 F	11y 2m	2974	10yr - 11yr Well Visit	Elizabeth
06/04/16 9:30am	06/05/16 5:05pm	Behl	Train Dylan	12/03/97 M	18y 6m	42	Recheck	Mark Willi

Train Judy Jetson 11 yrs, 2 mos 4/16/05 F

06/04/16 - 11-14 Yr Well - Bright Futures

Appointment Details

Appt Time: 06/04/16 9:30am
Arrival Time: 06/04/16 11:35am
Visit Reason: 10yr - 11yr Well Visit
Patient Age: 11 yrs, 1 mo
Location: PCC Pediatrics Main Office
Provider: Elizabeth Casey, M.D.

11-14 Yr Well - Bright Futures

Intake

Informant/Relationship

Cancel

Delete

PCC Pediatric EHR Solutions

Find Other Diagnosis

- The drop down list available in the problem list and the diagnosis component in the visit shows only a favorite list of diagnoses
- To search the full list: right click on either the problem list or the diagnosis component and select the Find Other Diagnosis option
- Once the full list has opened you can search based on SNOMED description or based on ICD10 code or description

Find Other Diagnosis

Diagnoses

☐ Acute otitis media
Refine the diagnosis of Acute otitis media
Laterality:
ICD-10: **Undetermined** (Laterality not selected)

☐ Add to Problem List Onset: Problem Note:

☐ Acute pharyngitis
Refine the diagnosis of Acute pharyngitis
ICD-10: J02.9 Acute pharyngitis, unspecified

☐ Add to Problem List Onset: Problem Note:

☐ Disorder of respiratory system
Refine the diagnosis of Disorder of respiratory system
ICD-10: J98.9 Respiratory system, unspecified

☐ Add to Problem List Onset: Problem Note:

☐

Find Other Diagnosis

Undo	Ctrl+Z
Redo	Ctrl+Shift+Z
Cut	Ctrl+X
Copy	Ctrl+C
Paste	Ctrl+V
Delete	
Select All	Ctrl+A



Personal Contacts

- Personal Contacts is the only portion of the patient demographics screen that is EHR-only
- Additional contacts for the patient can be added with contact information and notes
- Can be used to list the other parent, if only one is listed under the accounts section

Personal Contacts

Personal Contacts have not been entered.

select a personal contact

Add Patient Contact

Kevin Setlock (Custodian)

Primary Insurance

Secondary Insurance

Personal Contacts

Personal Contacts

Karen Setlock (Maternal Grandmother)

Phone: 240-304-3049

Note: Watches Carrie after school. Can bring in for appts and call with questions.

EDIT CONTACT

REMOVE

select a personal contact



Vaccine-Preventable Diseases

- The Immunization History section of the chart and the immunization order component will list vaccine-preventable diseases
- The disease is added manually to the immunization section if it is diagnosed in a visit or added to the problem list

	Status	Problem
...	Active	Bronchiolitis
...	Active	Asthma
...	Active	Eczema
...	Active	Varicella
...	Active	

☒ Varicella

Refine the diagnosis of Varicella

ICD-10: B01.9 Varicella without complication

notes

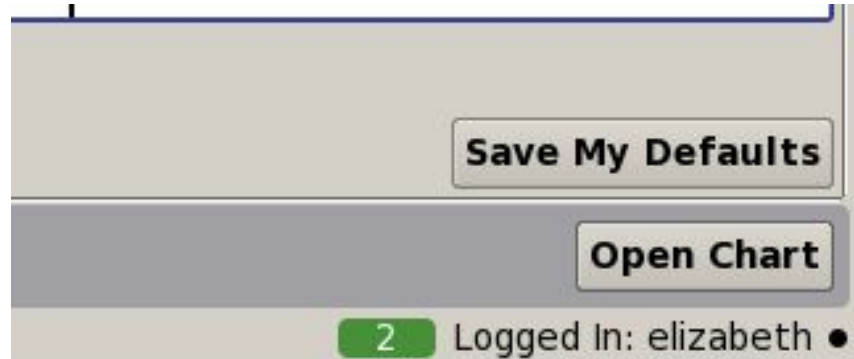
☐ Add to Problem List Onset: Problem Note:

Vaccine-Preventable Diseases

Varicella	03/29/12	
DTaP/HIB	06/28/12	
HepB/HIB	05/26/11	10/25/11
Prevnar 7	06/28/12	09/25/12
Ordered		
Diseases		
Varicella	06/17/16	<i>date unknown</i>

Ready-Prov Visit Status Alert

- The bottom right-hand corner of the EHR will show how many patients show the status of Ready-Prov on the schedule screen
- The alert will show anywhere in the EHR, including the import documents screen
- The number that shows is based on a user's filters on the schedule screen
- Tools>My Account provides an option to turn off the status alert



My Account

- Tools>My Account is accessible for all EHR users and allows the following:
 - Changing EHR login password
 - Disabling the ready-prov visit status alert
 - For those using PocketPCC, My Account allows you to set the verification question to use when logging in



My Account

 My Account ✕

My Account **Elizabeth Casey** **Username: elizabeth**

Username: elizabeth

Password: * (Minimum 8 characters)

Confirm Password: *

* Required Fields

☒ Display "Ready-Prov" Visit Status alert



Designate a “Super Trainer”

- PCC EHR is constantly changing as we add new, exciting features. We hold weblabs for the new releases the Wednesday and Thursday before the update to show the new features and answer any questions.
- Designating a person (or a couple of people) who can attend the weblabs for each release and then disseminate that information to the office will help you take advantage of all the new functionality in PCC EHR.



On-Line Documentation

- PCC EHR on-line documentation is available 24/7 at: learn.pcc.com



Questions?

