

PCC CODING WEBLAB

Jan Blanchard, CPMA

April 18, 2017



Control Your Fu

April 2017 Agenda

- Quarterly Coding Updates
- Reminders
- April 2017 AAP Coding Newsletter
- PCC Release Highlights



PCC Pediatric EHR Solutions

Quarterly Coding Updates

Changes eff 4/1/17:


- NCCI: None
- MUE: 99359 Prolonged E&M each addit 30" limited to two (2) units maximum



PCC Pediatric EHR Solutions

Reminders

- April Annual
 - Sick/Well Visit Analysis
- Seasonal
 - Summer: Physical Recalls

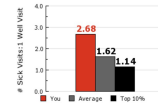


Sick/Well Visit Analysis

Your Score: **16** out of 100

This clinical measure shows the ratio of "Sick" visits to "Well" visits performed by your practice over the past year. It is often a good indicator of the preventive care focus at your practice. The Sick-to-Well Visit ratio is calculated by dividing the total number of new and established patient sick visits (CPT codes 99201-99203 and 99211-99213) by the total number of new and established patient well visits (CPT codes 99381-99383 and 99391-99393). When counting well visits, we are including well visit codes with a *25 modifier. If a *25 modified sick visit code is used in addition to a well visit code, only the well visit is counted.

How You Compare



View Comparison By Provider

Category	Your Practice	PCC Client Average	Top Performers
	2.68	1.62	1.14

(sick visits for every one well visit)



Per Visit Analysis


Avg Deposited Per Visit:

99382 Visit	65	5.60	\$235.20	\$111.92
99383 Visit	69	3.75	\$271.65	\$138.82
99384 Visit	46	4.72	\$309.09	\$134.82
99385 Visit	1	1.00	\$248.00	\$131.46
99391 Visit	2424	6.76	\$267.75	\$149.11
99392 Visit	1781	6.46	\$266.97	\$133.45
99393 Visit	642	4.80	\$290.94	\$151.84
99394 Visit	479	3.56	\$308.25	\$158.54
99395 Visit	38	2.61	\$358.85	\$136.72
	6049	5.71	\$265.60	\$139.49

Well **\$139 >>>**

Category: Sick Visit					
Secondary Visit Category	Number of Visits	Units Per Visit	Charge Per Visit	Avg Deposited Per Visit	Avg Per Visit
99202 Visit	31	2.23	\$158.26	\$81.76	
99203 Visit	262	1.94	\$232.76	\$88.24	
99204 Visit	141	2.33	\$342.97	\$101.86	
99205 Visit	108	1.04	\$663.92	\$549.99	
99211 Visit	58	3.65	\$199.25	\$81.78	
99212 Visit	1092	2.00	\$114.47	\$77.23	
99213 Visit	11361	1.91	\$165.26	\$86.50	
99214 Visit	3193	2.59	\$361.91	\$96.11	
99215 Visit	78	3.01	\$398.89	\$148.27	
	16324	2.06	\$207.46	\$87.08	

Sick **\$87 >>>**



Recaller

Recaller - Report Details

Criteria:
Build a list of patients based on the following criteria:
Include by Date of Physical Due
and Exclude by Flag - Account Flag
and Exclude by Flag - Patient Flag
and Exclude by Appointment (All Providers)

Selections:

Include by Date of Physical Due
where the physical due date is between
1 mos in the past and 1 mos in the future

Exclude by Flag - Match any ONE Account Flag
Collection Dismissed
Inactive Transferred Out
Transient

Exclude by Flag - Match any ONE Patient Flag
Deceased Dismissed
Inactive Transferred

Exclude by Appointment (All Providers)



Effect

5700+ patients past due

50% actually make and keep appointment 2850


$\$139 \times 2850 = \$396,000.00$



April 2017 AAP Coding Newsletter

Access at [PCCTalk](#)

- Non-face-to-face Prolonged Services: Are You Missing Out on Payment?
 - 99358, 99359
- Getting Paid More for Complex Chronic Care Management




Roadmap

The 7.6 and 7.7 releases are so packed they warrant a new name:

PCC Version 8.0

General Deployment

- May 21 - Green Team
- June 4 - Blue Team
- June 11 - Red Team




Version 8.0

- Now Inside PCC EHR
 - Add New Patients & Families
 - Dashboard
 - Add charges *after* posting
- SNOMED Updates



Roadmap – Version 8.0

- Preference for favorites? Contact your CA
- SNOMED Update Highlights
 - Otitis media variations
 - Still more syndromes
 - Several carrier statuses
 - Congenital conditions
 - Contusion body sites



Roadmap – Version 8.0

- SNOMED Update Highlights (cont'd)
 - Fear of _____ disease
 - Fetal or neonatal effect of _____
 - Fetus or newborn infection caused by _____
 - Impacted cerumen of bilateral ears
 - Infant dyschezia
 - Infection caused by _____
 - Influenza caused by seasonal/pandemic flu




Roadmap – Version 8.0

- SNOMED Update Highlights (cont'd)
 - Birth trauma variations
 - Injury/Strain/Sprain body sites
 - Subluxation of radial head of left/right elbow
 - Suitable for telehealth monitoring
 - Under immunized
 - Vaccination record unavailable



What Questions Do You Have?



Next Coding Weblab:
Wed, May 17
3p EST

Jan Blanchard, CPC, CPMA
Pediatric Solutions Consultant

PCC
Control Your Future.

jan@pcc.com
www.pcc.com