

Optimizing PCC EHR

Lauren Gluck
Physician's Computer Company
User's Conference 2017



Goal of this Course

- PCC EHR changes constantly and we are always adding new and exciting features that can help optimize your use of PCC EHR.
- This course will focus on some of the new PCC EHR functionality.



Add Patients/Accounts in PCC EHR

- It is now possible to add patients, add accounts and reassign accounts in PCC EHR!
- The Assign Account option is available in the patient demographic section
- The Add Patient or Add Account option is only visible after you have performed a search for a patient or account



Add Patient

Search Results for Name: han solo

C #	PCP	Patient Flags
-----	-----	---------------

Find

Create Patient

Add Phone Note

Open Chart



Add Patient

PCC EHR

_____**FIND**

Create Patient

Patient Demographics

First Name:

Nickname:

Middle Name:

Last Name:

Suffix:

Date of Birth:

Sex:

Deceased: No Yes

Birth History

GA at Birth: weeks days

Multiple Birth: No Yes

Race, Ethnicity, and Preferred Language

Race:

Ethnicity:

Pref. Language:

Account Demographics

No Home and Billing Account

Patient Information

Patient Flags:

PCP:

SSN:

School:

Alt Name:

Chart #:

Relation to Bill Payor:



Add Patient

Demographics		Han Solo Jr 28 years	
Patient Demographics			
Han Solo Jr		Patient Information	
Date of Birth:	05/16/89	Patient Flags:	
Sex:	Male	PCP:	
Birth History		SSN:	
GA at Birth:	Undetermined	School:	
Multiple Birth:	Undetermined	Alt Name:	
Race, Ethnicity, and Preferred Language		Chart #:	
Race:		Relation to Bill Payor:	
Ethnicity:			
Pref. Language:			
Communication Preferences			
Patient's Confidential Communication Preference			
No Preference			
Account Demographics			
Home and Billing Account		Account Information	
Fred Flintstone (Account # 1980)		Account Flags:	Billing Problem
Address		EMG Contact:	Wilma
1400 Rock Road		EMG Phone #:	802-991-9911
Winooski, VT 05404		Alt Last Name:	
Phone		Mother SSN:	134-334-8932
Primary:	802-555-0105	Father SSN:	567-127-4815
Secondary:	802-555-0146	Pharmacy #:	
Text Phone:	802-555-0112	Recent Financial History	
Emg Phone:		Last Service:	12/22/16
		Last Bill Sent:	04/23/17



Reassign Patient Account(s)

Demographics Train Adam Hamann 5 yrs, 3 mos 3/05/2017

No Preference

Account Demographics

Home and Billing Account Reassign Account

Elaine B. Hamann (Account # 1612)

First Name:

Last Name:

Address

Phone

Primary:

Secondary:

Text Phone:

Emg Phone:

Email:

Account Information

Account Flags:

EMG Contact:

EMG Phone #:

Alt Last Name:

Mother SSN:

Father SSN:

Pharmacy #:

Recent Financial History

Last Service: 04/14/17

Last Bill Sent:

Last Pers. Pmt: 04/14/17

Last Ins. Pmt: 05/02/17

Hold Bill Until:

Budget Amt:



Add New Account

Reassign Account x

Reassign Account Train Adam Hamann 5 yrs, 3 mos 3/05/12 M

Account Finder Current Home Account: Elaine B. Hamann (Account # 1612)
Select an account to be assigned to the patient. Current Billing Account: Elaine B. Hamann (Account # 1612)

ham

Search Results for Name: ham

Last	First	Last Service	Address	Account #	Account Flags
Hamann	Elaine B.	04/14/17	153 East Cherry Street, Readsboro, VT	1612	
Hamann	Timothy	04/26/17	35 Prospect Street, Putney, VT	1301	
Hamilla	Randy	04/26/17	578 Springbrook Drive, Orleans, VT	787	
Hamilton	Steven	03/01/17	554 W Granada Ave, Richford, VT	389	
Hammond	Michael		92 University Manor East, Coventry, VT	459	



Add New Account

Reassign Account x

Reassign Account Train Adam Hamann 5 yrs, 3 mos 3/05/12 M

Create Account

Account	Account Information
First Name: <input type="text" value="Denise"/>	Account Flags: <input type="text"/>
Last Name: <input type="text" value="Hamann"/>	EMG Contact: <input type="text"/>
	EMG Phone #: <input type="text"/>
Address	Alt Last Name: <input type="text"/>
<input type="text" value="12345 Main Street"/>	Mother SSN: <input type="text"/>
<input type="text" value="address 2"/>	Father SSN: <input type="text"/>
<input type="text" value="Burlington"/> <input type="text" value="VT"/> <input type="text" value="05401"/>	Pharmacy #: <input type="text"/>
Phone	Recent Financial History
Primary: <input type="text" value="802-340-2039"/>	Last Service: <input type="text"/>
Secondary: <input type="text"/>	Last Bill Sent: <input type="text"/>
Text Phone: <input type="text"/>	Last Pers. Pmt: <input type="text"/>
Emg Phone: <input type="text"/>	Last Ins. Pmt: <input type="text"/>
Email: <input type="text"/>	Hold Bill Until: <input type="text"/>
	Budget Amt: <input type="text" value="\$"/>



Reassign Account Options

Reassign Account Train Adam

Selected account:
Denise Hamann (Account # 4014)

Assign as:

- Home Account
- Billing Account
- Home and Billing (Current Account: Elaine B. Hamann (Account # 1612))



Auto-calculated Well Codes for Billing

- The additional procedure section of the Electronic Encounter Form can utilize auto-calculated well codes
- Auto-calculated codes are available for modified codes and non-modified codes
- Lists correct code based on the age of the patient



Auto-calculated Well Codes for Billing

Est Pt Well w/o Imms

99393 Well Child 5-11 yrs

Est Pt Well

99391 Well Child Under 1 yr

99392 Well Child 1-4 yrs

99393 Well Child 5-11 yrs

99394 Well Child 12-17 yrs

99395 Well Child 18-39 yrs

New Pt Well w/o Imms

99383 New Pt Well Child 5-11 yrs

New Pt Well

99381 New Pt Well Child Under 1 yr

99382 New Pt Well Child 1-4 yrs

99383 New Pt Well Child 5-11 yrs

99384 New Pt Well Child 12-17 yrs

99385 New Pt Well Child 18-39 yrs



Hiding Orders from Patient Reports

- When configuring orders in the EHR it is possible to hide particular items from patient reports (patient visit summary, visit history and patient portal).
 - Example: sensitive labs
- When the order is placed in the visit, there is also the option to hide for that patient specifically
- Changing the default under the configuration automatically hides that order for every patient



Hiding Orders from Patient Reports

Screening Orders - Add Order

Order Name:

- "Include on Patient Reports" will be selected when this order is issued
- Allow this order to be Refused
- Allow this order to be Contraindicated



Lab Configuration


Lab Orders

Edit Lab Order

Lab Order Name:

Default Lab Facility:

- Enable recording of Specimen Collection user, date and time
- "Include on Patient Reports" will be selected when this order is issued
- Allow this order to be Refused
- Allow this order to be Contraindicated



Uncheck this box



Hiding Diagnoses and Family Medical History from Patient Reports

- Diagnoses (both from the problem list and visit note) can be hidden from patient reports
- Diagnoses and family medical history SNOMED codes can be hidden from patient reports by default in Diagnosis Configuration



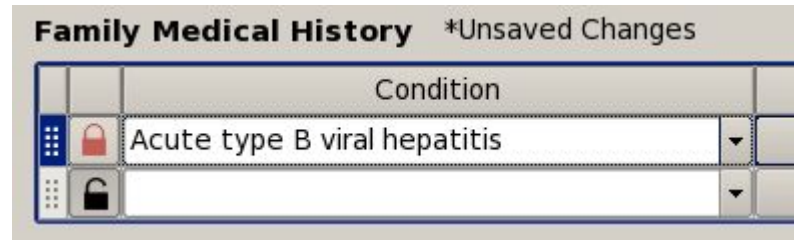
Hide Problem List Diagnoses

Problem List *Unsaved Changes Display: All Statuses ▾

	Status	Problem	Problem Note	Onset	Resolved
⋮	Active ▾	Asthma ▾			
⋮	Active ▾	Eczema ▾			
⋮	Active ▾	Pregnancy test positive ▾			
⋮	Active ▾				



Hide Family Medical History Diagnoses



Hide Visit Diagnoses



Disorder of respiratory system

Refine the diagnosis of Disorder of respiratory system

ICD-10: J98.9 Respiratory disorder, unspecified

Include on Patient Reports

notes

Add to Problem List

Onset:

Problem Note:



Pregnancy test positive

Refine the diagnosis of Pregnancy test positive

ICD-10: Z32.01 Encounter for pregnancy test, result positive

Include on Patient Reports

notes

ACTIVE ON PROBLEM LIST: Pregnancy test positive



Hide Diagnoses in Diagnosis Configuration

Edit Diagnosis

Description: Pregnancy test positive

- Include on Patient Reports
 - Apply historically throughout all patient charts
- Favorite - available for selection in the Diagnoses and Problem List components
- Allergy - available for selection in the Allergies component
- Family Hx - available for selection in the Family Medical History component

Cancel **Save**



Confidential Notes

- Notes typed into confidential notes chart-wide component do not print anywhere in the chart or on patient-facing reports
- Use in adolescent protocols for more sensitive notes



Confidential Notes

History of recurrent joint pain or fractures

notes

History of palpitations, chest pain, faintness, passing out

notes

add item

notes

▼ **Confidential Notes (Chart-wide)** *Unsaved Changes

Editing

Any notes typed in this box will not print on any reports or with the visit history



Changes to Documents in PCC EHR

- When attaching a document to a patient's chart it is now possible to create a task from the Import Documents screen
- Tasks will be visible on the Messaging queue and in the patient's chart when viewing the document
 - If you look at the document in the Documents screen, the tasks will be visible
 - If a document is set to show in the Visit History Index, it will show that tasks are associated with the document
 - If a document is attached a visit, the document view in the visit will show that tasks are associated with the document
- If a document has been set to require a provider's signature, the document can now be signed from anywhere the document is viewed, not just on the signing list



Create Task for Document in Import Documents

Tags

Needs to be Signed by Provider:
select a provider

Display in Portal Documents
Document will be visible to all portal users attached to the patient.

Note (Internal use)

Tasks: 1 (0 Completed)

Task:
FYI

To:
Elizabeth Casey, M.D.

Note:

Task Completed

By: select a user

At: mm/dd/yy 12:00am

Add Task



Document Task in Messaging Queue

Date	Patient	Subject	Task	To
06/09/17 11:51am	Flintstone, Pebbles	Document - Lab result	FYI	Elizabeth Casey, M.D.
06/07/17 7:53pm	Flintstone, Pebbles	Document - radiology	Call Parent with Result	Joan Abbott, NP



Viewing Document Task

Tags

▼ **Tasks: 2 (1 Completed)**

✓ Task:
FYI

To:
Elizabeth Casey, M.D.

Note:
Patient should be called with results.

Task Completed

By: Elizabeth Casey, M.D.

At: 06/09/17 11:53am

🔴 Task:
Call Patient with Result

To:
Alice Normand

Note:

Task Completed

By: select a user

At: mm/dd/yy 12:00am

Add Task



Patient Demographics Included

Tags

Task:
Call Patient with Result

To:
Alice Normand

Note:

Task Completed

By: select a user

At: mm/dd/yy 12:00am

Add Task

Communication Preferences

Account Demographics

Home and Billing Account
Wilma & Fred Flintstone-Smith (Account # 1981)

Address
15 Quarry Lane
Colchester, VT 05446

Phone


Primary:	802-655-1234
Secondary:	802-555-0197
Text Phone:	802-555-0161
Emg Phone:	802-555-0168



Task Visible in Documents Screen

Documents Pebbles Flintstone 11 yrs, 1

- ▶ **Correspondence/Consults (1)**
- ▶ **Demographics (1)**
- ▶ **General (1)**
- ▶ **Hospital (1)**
- ▶ **Insurance/Billing (1)**
- ▼ **Lab (1)**

 Title: Lab result
Category: Lab
Attached to: 05/11/17 - Sick - Bright Futures
Lab - Influenza A/B

▼ Tasks: 2 (1 Completed)

✓ Task: FYI
To: Elizabeth Casey, M.D.
Note: Patient should be called with results. [pcc 06/09/17 11:53am]
COMPLETED [elizabeth]

➔ Task: Call Patient with Result
To: Alice Normand

Last Modified: pcc 06/09/17 11:54am



Edit/Sign Document

Tags

Title: Lab result
Date: 05/11/17
Category: Lab
Pages: 1

Attached to: 05/11/17 - Sick - Bright Futures
Lab - Influenza A/B

▼ Tasks: 2 (1 Completed)

✓ Task: FYI
To: Elizabeth Casey, M.D.
Note: Patient should be called with results. [pcc 06/09/17 11:53am]
COMPLETED [elizabeth]

🔴 Task: Call Patient with Result
To: Alice Normand

▶ Communication Preferences
▶ Account Demographics

Last Modified: pcc 06/09/17 11:54am

Print **Sign** **Edit** **Close**



Show Documents in the Patient Portal

- When importing a document to a patient's chart you can choose to show the document in the patient portal
- Fill out the Title note box so that the document in the portal will have a label

Tags

Title
Lab results

Category
Lab

Attach Document

06/04/16, Sick - Bright Futures

Lab - Influenza A/B

select an order

File as Unattached Document

Document Date:

Display in the Visit History Index

Needs to be Signed by Provider:
select a provider

Make available in the patient portal



Documents From Parents/Patients in Patient Portal

- Parents/Patients can now attach PDF or JPG files to patient portal messages
- These documents will appear attached to the portal message in Messaging screen



Parent/Patient Attaches Document

[Back](#) My Kid's Chart

This message service is intended for non-critical questions only! If you require assistance immediately, please call the office. If you have a medical emergency, call 911.

Patient


Pebbles Flintstone

Subject

Rash

Message

I am attaching a picture of a rash Pebble's has on her arm after playing outside this afternoon. I am wondering if I need to bring her in, or how to treat it.

 IMG_2637.jpg

[Send](#)

[Attach a Photo or PDF](#)



Document Visible in Messaging Queue

Date	Patient	Subject	Task	To	Document Icon
06/13/17 10:56am	Flintstone, Pebbles	Portal Message - Rash	Portal Message		1



Edit Document Attached to Portal Message

Title
IMG_2637.jpg

Category
Portal Message Attachments

Attach Document
06/13/17, Portal Message
There are no orders for this visit.

File as Unattached Document
Document Date:
 Display in the Visit History Index

Needs to be Signed by Provider:
select a provider

Display in Portal Documents
Document will be visible to all portal users attached to the patient.

Note (Internal use)

▼ Tasks

Task:
select a task

To:
select a user

Note:



Map Multiple ICD 10 Codes to SNOMED Code

- Map multiple, optional ICD 10 codes to a SNOMED code under Billing Configuration
- When selecting the SNOMED diagnosis in the visit, you can choose the ICD 10 code(s) to bill



Map Multiple ICD 10 Codes to SNOMED Code

Diagnosis Mapping - Edit

Diagnosis: **Well child visit**

ICD-9

V20.2 Well Infant/Child Care

ICD-10

Assisted mapping (Source: National Library of Medicine)
There is no mapping guidance for this diagnosis.

Manual mapping

Z00.121 Encounter for routine child health examination with abnormal findings	<input type="checkbox"/> Preselect
Z00.129 Encounter for routine child health examination without abnormal findings	<input checked="" type="checkbox"/> Preselect
Z68.51 Body mass index (BMI) pediatric, less than 5th percentile for age	<input type="checkbox"/> Preselect
Z68.52 Body mass index (BMI) pediatric, 5th percentile to less than 85th percentile for age	<input checked="" type="checkbox"/> Preselect
Z68.53 Body mass index (BMI) pediatric, 85th percentile to less than 95th percentile for age	<input type="checkbox"/> Preselect
Z68.54 Body mass index (BMI) pediatric, greater than or equal to 95th percentile for age	<input type="checkbox"/> Preselect

+ Preselect



Map Multiple ICD 10 Codes to SNOMED Code

Well child visit

Refine the diagnosis of Well child visit

ICD-10: Z00.129 Encounter for routine child health examination without abnormal findings

ICD-10: Z68.52 Body mass index (BMI) pediatric, 5th percentile to less than 85th percentile for age

Well child visit

Refine the diagnosis of Well child visit

ICD-10: Z00.129 Encounter for routine child health examination without abnormal findings

ICD-10: Z00.121 Encounter for routine child health examination with abnormal findings

ICD-10: Z00.129 Encounter for routine child health examination without abnormal findings

notes

Add

Z68.51 Body mass index (BMI) pediatric, less than 5th percentile for age

Z68.53 Body mass index (BMI) pediatric, 85th percentile to less than 95th percentile for age

Z68.54 Body mass index (BMI) pediatric, greater than or equal to 95th percentile for age

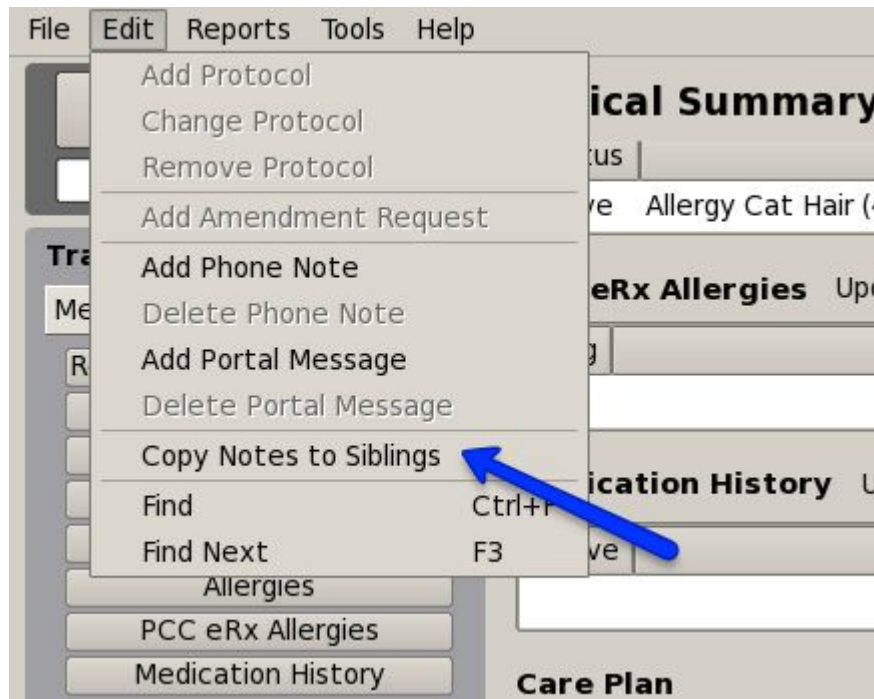


Copy Medical Summary Notes to Siblings

- The following components on the medical summary can be copied between siblings:
 - Medical History, Social History, Family Medical History, Reminders
- There are two options to access the option to copy notes:
 - Click Edit>Copy Notes to Siblings
 - Right-click on the component you want to copy



Copy Medical Summary Notes to Siblings



Copy Medical Summary Notes to Siblings

Family Medical History Modified 06/17/16

Condition	Relationship	Note
Eczema	Brother	
Anemia	Maternal A	Copy Family Medical History to Siblings
Epilepsy	Maternal Uncle, Mother	



Copy Medical Summary Notes to Siblings

Copy Notes to Siblings

From: **Train Pebbles Flintstone 10 yrs, 1 mo 5/15/06 F**

Family Medical History

Condition	Relationship	Note
Eczema	Brother	
Anemia	Maternal Aunt, Paternal Grandmother	
Epilepsy	Maternal Uncle, Mother	

To: **Train Dino Flintstone 4 yrs, 2 mos 3/24/12 M**

Append Replace Custom Do Not Copy Notes for this Patient

Family Medical History

Condition	Relationship	Note
Eczema	Brother	
Anemia	Maternal Aunt, Paternal Grandmother	
Epilepsy	Maternal Uncle, Mother	

Back Save Cancel



Access Problem List Diagnosis when Charting Visit

- With the diagnosis flowsheet it is important to consistently choose the same version of a diagnosis code
- The diagnosis component in the visit will access the problems on the problem list for selection when diagnosing the patient in the visit

Well child visit
Refine the diagnosis of Well child visit

ICD-10: Z00.129 Encounter for routine child health examination without abnormal findings

ICD-10: Z68.52 Body mass index (BMI) pediatric, 5th percentile to less than 85th percentile for age

notes

Add to Problem List Onset: mm/dd/yy Problem Note: problem note

select diagnosis or active problem

- Bronchiolitis
- Asthma
- Eczema
- 18 month examination normal
- Abdominal bruit
- Abdominal colic
- Abdominal colic in child less than or equal to 12 months
- Abdominal discomfort
- Abdominal muscle pain

From the patient's problem list

Previous Next Bill Sign Close Save Save + Exit



Fenton Preterm Growth Charts

- PCC EHR now includes the Fenton preterm growth charts
- Enter the gestational age at birth in the patient's demographics screen
- If the gestational age is less than 37 weeks, the premie growth charts will automatically appear
- The preterm growth chart will display until the patient is 50 weeks old (starting from their gestational age at birth)

Demographics Train A

Patient Demographics

Train Alison A. Sabino

First Name:

Nickname:

Middle Name:

Last Name:


Suffix:

Date of Birth:

Sex:

Deceased: No Yes

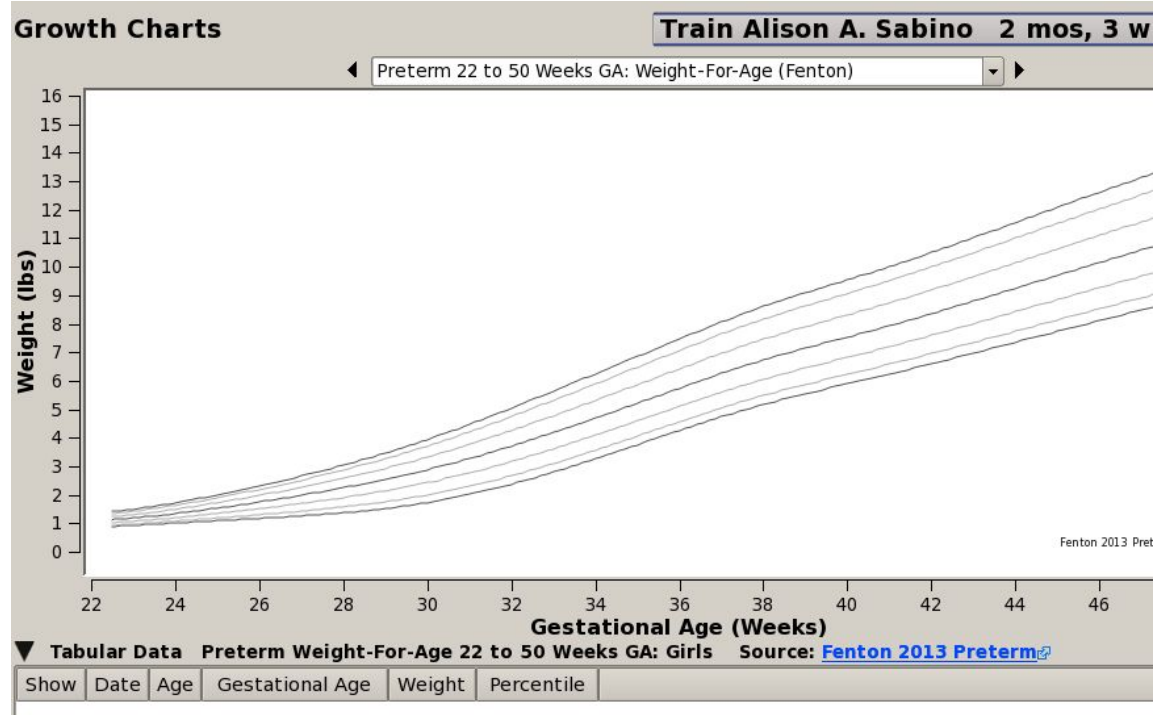
Birth History

GA at Birth: weeks days 

Patient
Patient
PCP:
SSN:
School:
Alt Name:
Chart #



Fenton Preterm Growth Charts



Down Syndrome Growth Chart

Medical Summary

Train Melissa

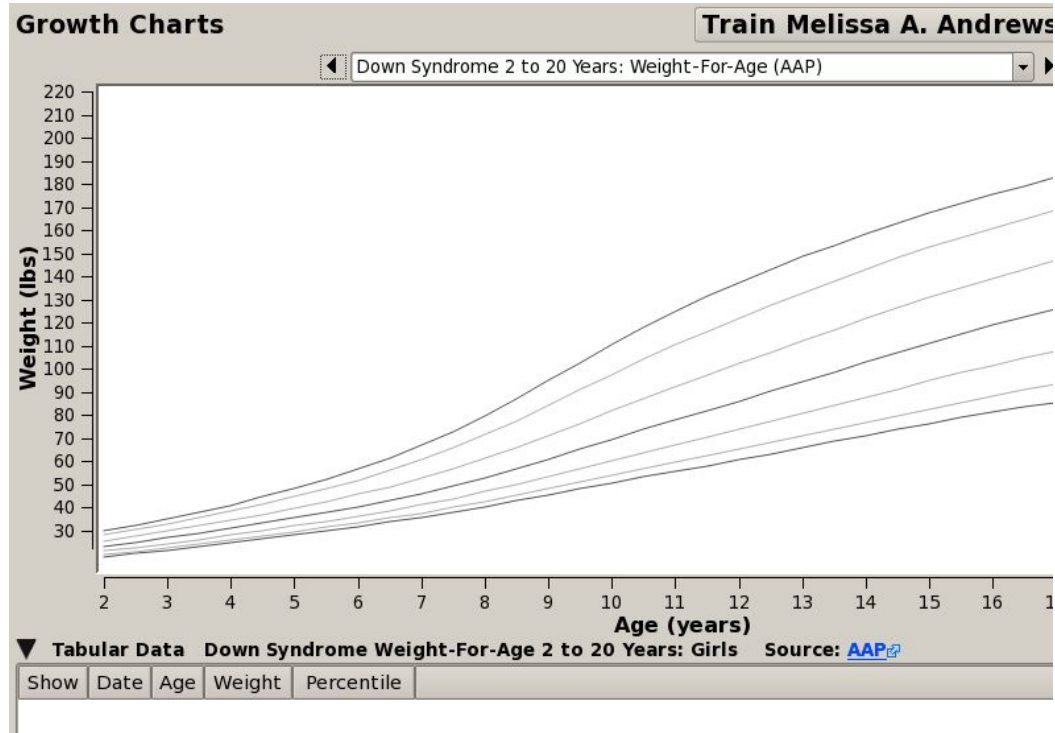
Problem List Modified 06/17/16

with

Status	Problem	Problem
Active	Partial trisomy 21 in Down's syndrome	
Active		



Down Syndrome Growth Chart



Reverting Status to Scheduled from Arrived

- If a patient is checked in by mistake or if the 'Arrive Patient' button is clicked in the EHR the patient's status can be reset to Scheduled
- The Revert to Scheduled option can be found under the Edit menu
- It will change the patient's EHR status to Scheduled and it will also move them back to the checkin screen in Partner
- If orders have been placed in the EHR, the Revert to Scheduled option will no longer be available



Reverting Status to Scheduled from Arrived

The screenshot shows a software interface with a menu open. The menu options are:

- Revert Status to Arrived
- Revert Status to Scheduled
- Find (Ctrl+F)
- Find Next (F3)

The table below shows a list of visit tasks with columns for Visit Status, Room, Tasks, Arrival, Time, Last, First, and DO. The row with status 'Arrived' is highlighted in blue.

Visit Status	Room	Tasks	Arrival	Time	Last	First	DO
Scheduled				9:45am	Theodore	Train Lauren A.	05/1
Scheduled				10:00am	Espenshade	Train George	06/0
Arrived	-		1:56pm	10:45am	Andrews	Train Melissa A.	06/1
Arrived	-		2:06pm	2:06pm	Gray	Train Julie	10/2
Arrived	-		2:19pm	2:19pm	Hamann	Train Adam	03/3
Scheduled				2:30pm	Patterson	Train Elizabeth	06/2
Scheduled				2:45pm	Gabriel	Train Reuse	12/1
Scheduled				3:15pm	Espenshade	Train Jackson	09/2
Arrived	-		10:32am	4:15pm	Setlock	Train Carrie	07/0
Scheduled				4:30pm	Rogers	Train David	09/1



Organize Assigned User Drop Down List

- Under Tools>User Administration there is a User Selection List option
- Using this tool you can organize the Assigned User drop down lists on the visit task and messaging queues
- This organization will not reflect when picking a user inside a visit



Organize Assigned User Drop Down List

User Administration

Users Roles **User Selection List**

User Selection List
Arrange the sequence of users in the user selection list.

Auto arrange by last name Keep disabled users on bottom
 Auto arrange by first name
 Manually arrange

Find:

Enabled	User Name
✓	Abbott, Joan
✓	Agent, Computer
✓	AgentFive, Test
✓	AgentFour, Test
✓	AgentOne, Test
✓	AgentThree, Test
✓	AgentTwo, Test
✓	Astle, Tom
✓	Ballou, Justin
✓	Beagley, Douglas
✓	Bergeron, Deb
✓	Blanchard, Jan

Choose the format for how user names should be displayed.
User Name Format: Last, First



Send Patient Education Materials to Patient Portal

- When accessing patient education for a patient, click Save As Document to attach the information to the patient's chart and also send it to the patient portal.



Send Patient Education Materials to Patient Portal

The screenshot displays a software interface for managing patient education materials. The main window is titled "Edit Tags" and shows a preview of a document titled "Shin Pain (Care of the Young Athlete)". The document content includes a title, a category, and a list of symptoms. The "Tags" panel on the right allows the user to select a category, attach a document, or file it as an unattached document. The "Make available in the patient portal" checkbox is checked.

Abdominal Pain Gener
<http://patiented.solutions.aap.org>
Shin Pain (Care of the Young Athlete)
AAP Poi
Pe Pa
Home All I
Patient Educ
Shin F
Athlet
PRINT
Request Permission
Shin pain oc
high-impact

Edit Tags
Train Julie Gray 18 yrs, 7 mos 10/21/97 F
Preview
Pediatric Patient Education
Expert advice from the American Academy of Pediatrics
Patient Education Handouts (handouts.aap.org)
Shin Pain (Care of the Young Athlete)
PRINT SHARE PDF CUSTOM HANDOUT
Shin pain occurs most frequently in athletes involved in running, jumping, or high-impact sports. Shin pain can be caused by shin splints (also called medial tibial stress syndrome), a stress fracture of the tibia or fibula, or compartment syndrome (Figure 3). The most common source of shin pain in runners is shin splints.
Figure 1. Location of common causes of shin pain. A. shin splints, B. compartment syndrome, and C. stress fracture. (Click and drag.)
Symptoms
For all of the different causes of shin pain, athletes often complain first of pain, burning, or tightness along the shin. The following are symptoms of bone-related and muscle-related shin pain.
Symptoms of bone-related shin pain may include

- Pain in only local area of the shin
- Pain during and after running
- Pain that gets worse over time

Symptoms of muscle-related shin pain may include

- Mild aches
- Tightness or pressure in shins with running
- Pain only with running, relieved by rest
- No pain when pushing on the bone
- Numbness, tingling, or weakness in the foot

CAUSES
Shin pain is generally the result of one or more of the following issues:

- **Body mechanics** refers to the way the body moves while in motion. Athletes may experience pain due to poor body mechanics. The way the body moves can be influenced by different factors. For example, how a runner runs may be affected by foot type, running style, and hip and core (abdominal and back) muscle strength.
- **Too much exercise** can become a problem if athletes increase too quickly. A helpful measure is the "10% rule" (no more than a 10% increase in frequency, duration, or intensity of exercise per week).
- **Bone density (bone strength)**. Softer bones break easier, so if there is a stress fracture that is not explained by poor mechanics or rapid increases in training, bone density might be the problem. The causes of low bone density include

Page 1 of 3
Shin_Pain_Care_of_the_Young_Athlete__Pa... 06/17/16 02:26pm
Print Rotate Document Full Screen

Tags
Title
Shin Pain (Care of the Young Athlete)
Category
Patient Handouts
 Attach Document
select a visit, phone note, etc...
 File as Unattached Document
Document Date:
 Display in the Visit History Index
Needs to be Signed by Provider:
select a provider
 Make available in the patient portal
Note (Internal use)

Cancel Save

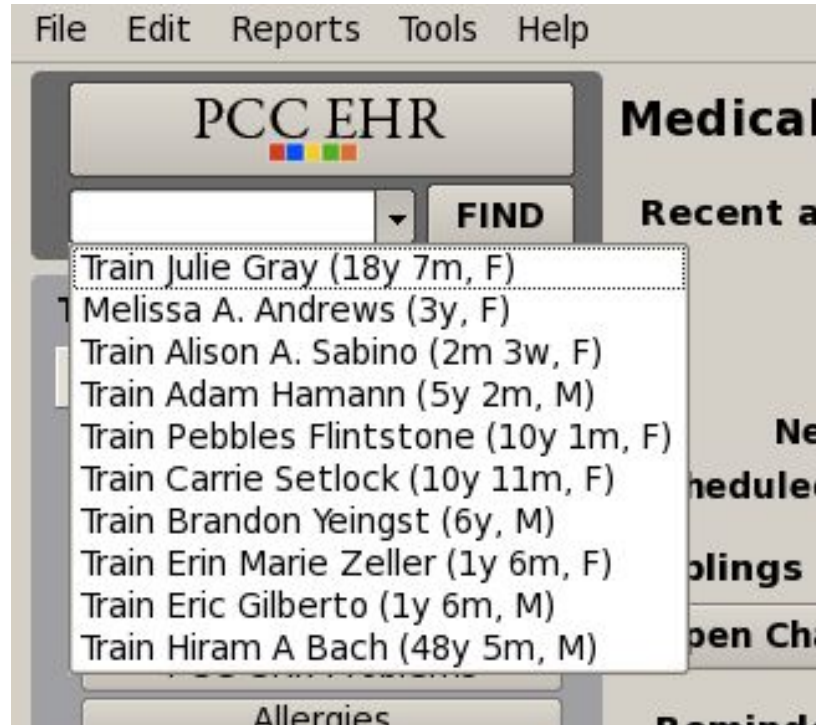


List of 10 Previous Patients

- The drop down arrow to the right of the patient finder box will show the previous 10 patients you worked with
- The list of patients is user specific
- Patients are added to that list for a number of reasons
 - Opened their chart - either from the schedule screen or from patient finder
 - Opened a messaging or visit task
 - Signed something for that patient
 - Attached a document
 - Attached an eLab

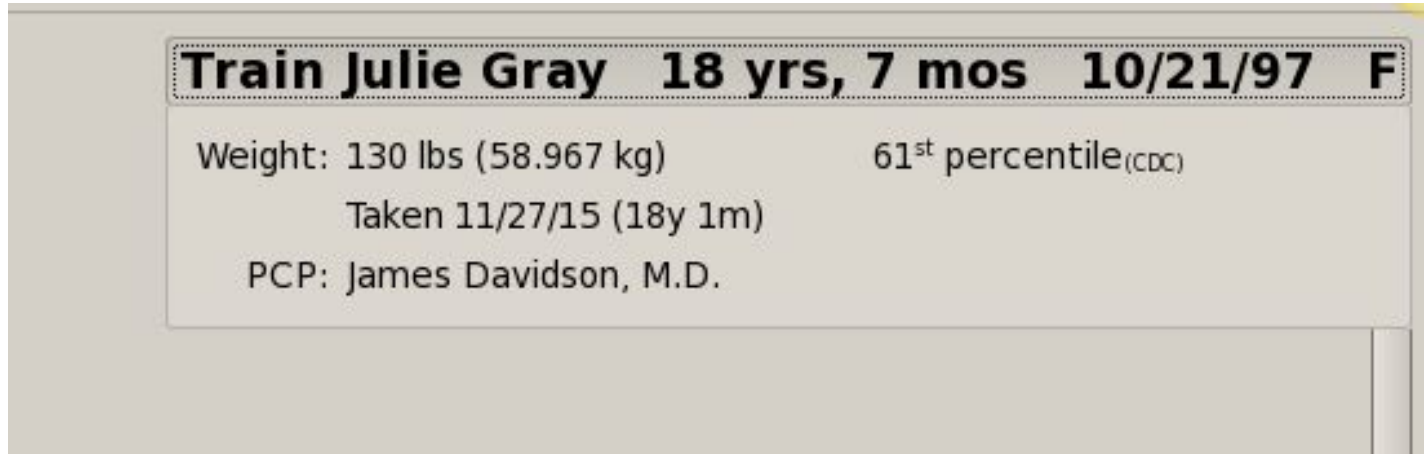


List of 10 Previous Patients



Additional Patient Information

- The string of patient information in the top right hand corner of the patient's chart and other screens is now clickable.
- The drop down will show the patient's most recent weight and their PCP



The screenshot shows a patient information box with a dotted border at the top containing the text: **Train Julie Gray 18 yrs, 7 mos 10/21/97 F**. Below this, the weight is listed as 130 lbs (58.967 kg) at the 61st percentile (CDC), taken on 11/27/15 (18y 1m), with a PCP of James Davidson, M.D.

Train Julie Gray 18 yrs, 7 mos 10/21/97 F	
Weight: 130 lbs (58.967 kg)	61 st percentile _(CDC)
Taken 11/27/15 (18y 1m)	
PCP: James Davidson, M.D.	



Configure Patient Visit Summary

- Tools>Patient Visit Summary Configuration allows your practice to configure the data that shows on the printed visit summary
- It is possible to add note components from the visit, for example plan, so that the notes print on the visit summary
- For those using the patient portal, there is now a Patient Portal Configuration Tool that allows you to show plan notes on the portal



Configure Patient Visit Summary

Patient Visit Summary Configuration

Configure problem notes

Display problem notes with problems.

Include checked items on the standard Patient Visit Summary

Demographics

- Patient Name, DOB, Sex, and PCC#
- Patient Race, Ethnicity, and Preferred Language
- Future Appointments and Date of Last Physical

Visit Information

- Allergies
- Chief Complaint (not configured)
select chief complaint component [v] +
- Clinical Instructions
Plan - Generic Note [v] +

Diagnoses

Immunizations

Labs

Medications

Orders

Cancel Save



Configure Patient Visit Summary

Visit Summary for 06/17/16

Mark Williams, M.D.
PCC Pediatrics Main Office
Sick - Pirate Peds

Plan

Supportive Care
Lots of fluids, change toothbrush, Tylenol for pain



PCC EHR Audit Log

- The new PCC EHR Audit Log shows more detail about chart access and modification
- Criteria can be set to look at a particular patient, a particular reporting period, by a particular PCC EHR user and look for a particular event (login, modification, etc)



PCC EHR Audit Log

PCC EHR Audit Log

PCC EHR Audit Log - Criteria

Reporting Period
Date/Time: to

Patients
 All Patients Included

Users
 All Users Included

Events
 All Events Included



PCC EHR Audit Log

PCC EHR Audit Log

Dates: 06/17/2016 12:00am to 06/17/2016 11:59pm
Patients: Train Adam Hamann
Users: All Users Included
Events: All Events Included

Session	Date/Time	User	Patient	Event	Source
89164	06/17/16 02:18:18pm	PCC PCC	Hamann, Train Adam	Access	Patient Chart
89164	06/17/16 02:18:18pm	PCC PCC	Hamann, Train Adam	Access	Demographics/Medical Summary: (Components: Patien...
89164	06/17/16 02:19:05pm	PCC PCC	Hamann, Train Adam	Delete	Component: Problem List
89164	06/17/16 02:19:05pm	PCC PCC	Hamann, Train Adam	Create	Component: Problem List
89164	06/17/16 02:19:14pm	PCC PCC	Hamann, Train Adam	Create	Appointment: 06/17/16 (Visit Reason: 5yr Well Visit)
89164	06/17/16 02:19:14pm	PCC PCC	Hamann, Train Adam	Create	Patient Visit: 06/17/16
	06/17/16 02:19:14pm	pcc(db)	Hamann, Train Adam	Modify	Appointment: 06/17/16 (Visit Reason: 5yr Well Visit)
89164	06/17/16 02:19:14pm	PCC PCC	Hamann, Train Adam	Access	Patient Visit: 06/17/16
89164	06/17/16 02:19:14pm	PCC PCC	Hamann, Train Adam	Access	Components: Intake, Informant/Relationship, Vitals, Soc...
89164	06/17/16 02:19:15pm	PCC PCC	Hamann, Train Adam	Create	Protocol: 5 Yr Well - TLC
89164	06/17/16 02:19:15pm	PCC PCC	Hamann, Train Adam	Modify	Patient Visit: 06/17/16 (Protocol: 5 Yr Well - TLC)
89164	06/17/16 02:20:01pm	PCC PCC	Hamann, Train Adam	Exit	Patient Visit: 06/17/16 (Protocol: 5 Yr Well - TLC)
89164	06/17/16 02:20:01pm	PCC PCC	Hamann, Train Adam	Exit	Patient Chart

Page Up Page Down Page 1 / 1

Back Save as CSV Close



Find Other Diagnosis

- The drop down list available in the problem list and the diagnosis component in the visit shows only a favorite list of diagnoses
- To search the full list: right click on either the problem list of the diagnosis component and select the Find Other Diagnosis option
- Once the full list has opened you can search based on SNOMED description or based on ICD 10 code or description



Find Other Diagnosis

Diagnoses

Acute otitis media
Refine the diagnosis of Acute otitis media
Laterality:
ICD-10: **Undetermined** (Laterality not selected)
notes
 Add to Problem List Onset: Problem Note:

Acute pharyngitis
Refine the diagnosis of Acute pharyngitis
ICD-10: J02.9 Acute pharyngitis, unspecified
notes
 Add to Problem List Onset: Problem Note:

Disorder of respiratory system
Refine the diagnosis of Disorder of respiratory system
ICD-10: J98.9 Respiratory system, unspecified
notes
 Add to Problem List Onset: Problem Note:

notes

Find Other Diagnosis

<u>U</u> ndo	Ctrl+Z
<u>R</u> edo	Ctrl+Shift+Z
<u>Cu</u> t	Ctrl+X
<u>C</u> opy	Ctrl+C
<u>P</u> aste	Ctrl+V
<u>D</u> elete	
<u>S</u> elect All	Ctrl+A



Personal Contacts

- Personal Contacts is the only portion of the patient demographics screen that is EHR-only
- Additional contacts for the patient can be added with contact information and notes
- Can be used to list the other parent, if only one is listed under the accounts section

Personal Contacts

Personal Contacts have not been entered.

select a personal contact

Add Patient Contact

Kevin Setlock (Custodian)

Primary Insurance

Secondary Insurance



Personal Contacts

Personal Contacts

Karen Setlock (Maternal Grandmother)

Phone: 240-304-3049

Note: Watches Carrie after school. Can bring in for appts and call with questions.

EDIT CONTACT

REMOVE

select a personal contact



Vaccine-Preventable Diseases

- The Immunization History section of the chart and the immunization order component will list vaccine-preventable diseases
- The disease is added manually to the immunization section if it is diagnosed in a visit or added to the problem list

Status	Problem
Active	Bronchiolitis
Active	Asthma
Active	Eczema
Active	Varicella
Active	

A screenshot of an EHR interface showing a problem list entry for 'Varicella'. The entry is selected, indicated by a blue highlight and a small 'x' icon. Below the name is a text box for refining the diagnosis, followed by the ICD-10 code 'B01.9 Varicella without complication'. There is a 'notes' field. At the bottom, there is a checkbox for 'Add to Problem List', an 'Onset:' field with a date input 'mm/dd/yy', and a 'Problem Note:' field with the placeholder text 'problem note'.



Vaccine-Preventable Diseases

Varicella	03/29/12	
DTaP/HIB	06/28/12	
HepB/HIB	05/26/11	10/25/11
Prevnar 7	06/28/12	09/25/12
Ordered		
Diseases		
Varicella	06/17/16	<i>date unknown</i>



Configure Visit Statuses

- The Visit Status Configuration tool can be used to:
 - Add new visit statuses
 - Change the color of visit statuses
 - Set which statuses are part of the click rotation on the schedule screen



Visit Status Configuration Tool

Visit Status Configuration

Visit Status Configuration

Status	Include in the Visit Status Cycle
w/Nurse	✓
Ready-Prov	✓
w/Provider	✓
Ready-Nurse	✓
Breastfeeding	
Bathroom	
RM	

Add Delete Edit Close



Add New Visit Status

Visit Status Configuration

Visit Status Configuration - Add

Visit Status:

Button Color:



Text Color:

Include in the Visit Status Cycle

Preview:



Visit Status Options on Schedule Screen

Visit Status	Room	Tasks	Arrival	Time	Last	First	DOB/Sex	Age	Visit Reason	Provider
Ready-Prov	-		11:36am	8:30am	Hamann Train	Adam	03/05/12 M	5y 3m	Sick Call	Gomez
Arrived			11:36am	10:15am	Hamann Train	Brittany	03/26/06 F	11y 2m	Sick Call	Casey

- Ready-Prov
- w/Nurse
- Ready-Prov
- w/Provider
- Ready-Nurse
- Breastfeeding
- Bathroom
- RM




Choose Visit Status Counters in My Account

Visit Status Counters: Arrived, Ready-Prov, Ready-Nurse

- None
- Arrived
- w/Nurse
- Ready-Prov
- w/Provider
- Ready-Nurse
- Breastfeeding
- Bathroom
- RM



Visit Status Counters in the EHR



Designate a “Super Trainer”

- PCC EHR is constantly changing as we add new, exciting features. We hold weblabs for the new releases the Wednesday and Thursday before the update to show the new features and answer any questions.
- Designating a person (or a couple of people) who can attend the weblabs for each release and then disseminate that information to the office will help you take advantage of all the new functionality in PCC EHR.



On-Line Documentation

- PCC EHR on-line documentation is available 24/7 at: learn.pcc.com



Questions?

