

Edit Immunization Records (imms)



The Physician's Computer Company

support@pcc.com
1 Main Street, Suite 7
Winooski, VT 05404
(800) 722-7708 Admin
(800) 722-1082 Support

Copyright © 2005, 2006, 2007 The Physician's Computer Company
2007/07/05 13:32:26

PRINTING INSTRUCTIONS: To print out copies of this document, browse to *Edit Immunization Records (imms)* (<http://learn.pcc.com/imms.pdf>) to download a PDF formatted version. Then select the "File" menu and choose the "Print" option. If you have trouble opening and printing the PDF, please contact PCC support at <support@pcc.com> or (800) 722-1082.

Table of Contents

1. Immunizations in Partner	3
2. imms: Review and Print a Patient's Immunization Record.....	3
3. Add an Immunization to a Patient's Record	5
3.1. Automatic Immunization Records	6
3.2. Add a Date in imms	6
3.3. Add Immunization With Details in imms	6
3.4. Add Multiple Immunizations With Details in nimms	7
4. Special Tracking Features	8
4.1. Find Patients By Lot Number.....	8
4.2. Display What Immunizations a Patient is Missing	10

1. Immunizations in Partner

Partner keeps an immunization record for every patient. If immunizations are tracked consistently, Partner can produce automatic school forms, warn a provider that a patient may be missing an immunization, and even help you find all patients who had an injection from a certain lot number and manufacturer!

Read the sections below to learn about the **imms** and **nimms** programs, used for tracking and reporting on a patient's immunizations.

2. imms: Review and Print a Patient's Immunization Record

Families often need immunization records for school or camp. You may also need to quickly check on what date a patient had a certain immunization. Follow the procedure below to run **imms**, review dates, and generate a school form.

1. Run **imms**

You can run **imms** from the Patient Editor (**notjane**) and Phone Encounter Notes (**pen**) programs.



You can also type **imms** at a command prompt and then enter a patient name.

2. Review Immunization Dates

The **imms** program lists every type of shot your practice has ever performed. There will be several pages of immunizations:

Page Up		F12		Page Down	
IMMUNIZATION RECORD					
Page 2 of 3					
First Name:	Pebbles			Born:	Sep 2, 1994
Last Name:	Flintstone			Age:	11 yrs, 1 mo
Physician:	** No Provider **			Sex:	Male
HIB:	10/12/94	12/06/94	02/14/95	08/09/95	
Hepatitis B:	10/12/94	06/21/95			
HepB/HIB:					
Varicella:	04/03/96				
PPD:					
Influenza:	06/07/04	06/15/05			
Lyme Vaccine:					
Measles:					
Save _ Quit	School Form			Update Details	Add New Immuniz

Dates appear next to every shot that this patient has received, assuming the record is kept up-to-date. Press **Page Down** to cycle through each page.

3. Print an Immunization Record

Press [F2 -- School Form] to print an immunization record. The immunization record will map all of the different shots to specific immunizations. You won't see "Measles" as well as "MMR," as Partner knows that an MMR injection counts for Measles, Mumps, and Rubella.

A sample school form appears below.

4. Press **F12** to quit **imms**

Warning: You should compare the immunization printout with the patient's chart record before giving it to them. The patient chart is the formal medical record for your patients.

Bedrock Pediatric Associates

IMMUNIZATION RECORD

FOR: Pebbles Flinstone
14 Sunset Rd
Waitsfield, VT 05673

DATE: November 15, 2004
AGE: 3 yrs, 3 mos
BIRTH DATE: July 20, 2001

Immunizations on the record for Pebbles Flinstone:

TYPE	BASIC SERIES	BOOSTERS
DPT, TD, Td	10/17/01 12/20/01	02/17/02 04/10/03
Polio	10/17/01 12/20/01	none
Measles	none	
Mumps	none	
Rubella	none	
Hemophilus B	10/17/01 12/20/01	02/17/02 12/15/02
Hepatitis B	10/17/01	none none
TB	none	
Varicella	08/20/02	
Rotavirus	none none	none
Lyme Vaccine		

Pebbles's last physical exam was September 25, 2000.

Bedrock Pediatric Associates
1 Main Street, Suite 7
Winooski, VT 05404

(802) 846-8177

Attach to school forms.

3. Add an Immunization to a Patient's Record

There are four ways to add an immunization to a patient's immunization record.

3.1. Automatic Immunization Records

Whenever a user posts an immunization procedure in the Charge Posting (**chuck**) program, Partner updates the immunization record for the patient. If a user has already added the immunization using another method, Partner is smart enough not to add a duplicate record.

If you need assistance configuring automatic immunization records, contact PCC at (800) 722-1082.

3.2. Add a Date in *imms*

You can manually add an immunization to the record simply by entering a date next to the appropriate immunization:



You can enter the date without slashes; Partner will format the date for you.

3.3. Add Immunization With Details in *imms*

If your practice records manufacturer, lot number, and other immunization details in Partner, press [**F8** -- *Add New Immuniz*] in *imms* to add an immunization with details. The screen will change to allow for the additional information:

Nurses Immunization Editor

Pebbles Flintstone (Born: 09/02/94)

Provider of Service: Williams
Place of Service: Doctor's Office
Date Administered: 10/21/05
Site Administered: ORAL

Immunization	Lot Number	Manufacturer
OPV	33216B	Aventis

Update Record

Press **Tab** or **Enter** to move among the fields. No fields are required; enter only the information that your office collects.

Press [**F1** -- *Update Record*] to save the new immunization entry. Press **F12** to return to the **imms** screen *without* saving.

3.4. Add Multiple Immunizations With Details in **nimms**

If you often give several immunizations and immediately record detailed information in Partner, you should use the Nurses Immunization Editor (**nimms**). The **nimms** program can be added to your Partner Windows or can be run from a command prompt.

For a complete manual on **nimms** features, read *Advanced Immunization Tracking* (<http://learn.pcc.com/nimms>).

Nurses Immunization Editor

Pebbles Flintstone (Born: 09/02/94)

Provider of Service: Davidson
Place of Service: Doctor's Office
Date Administered: 10/21/05

	Site	Immunization	Lot	Manufacturer
1)	ORAL	OPV	33216B	Aventis
2)	Right Gluteal	DTaP	126H	Merck
3)	Right Arm	MMR	44412	Wyeth
4)				
5)				

Update Record [] [] [] [] [] [] [] []

4. Special Tracking Features

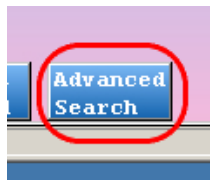
Printing an accurate, detailed immunization record is very useful. This section describes two other Partner features that are possible when your patient's immunization records are kept accurately. Partner can find all patients that had a shot from a specific lot number. Partner can also automatically calculate what immunizations a patient is missing.

4.1. Find Patients By Lot Number

Follow the procedure below to look up all patients who received an injection from a specific lot number.

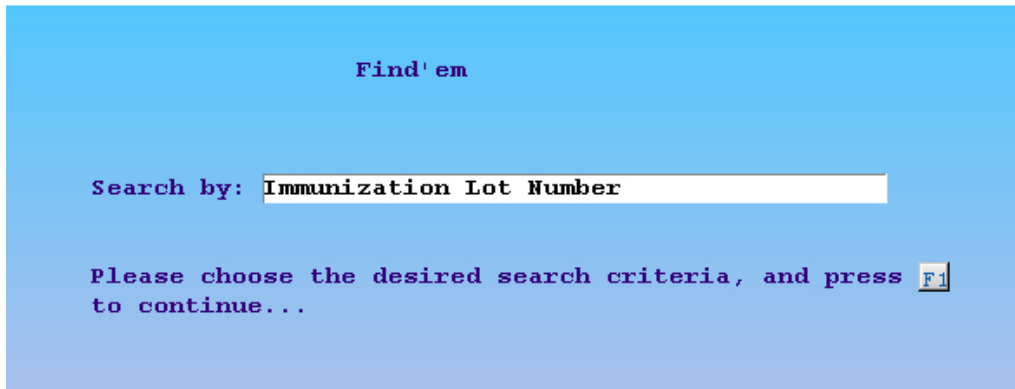
1. Run the Patient Editor (**notjane**)
2. Press **[F4 -- Advanced Search]**

Instead of entering a patient name, press **F4** to run the **findem** program.



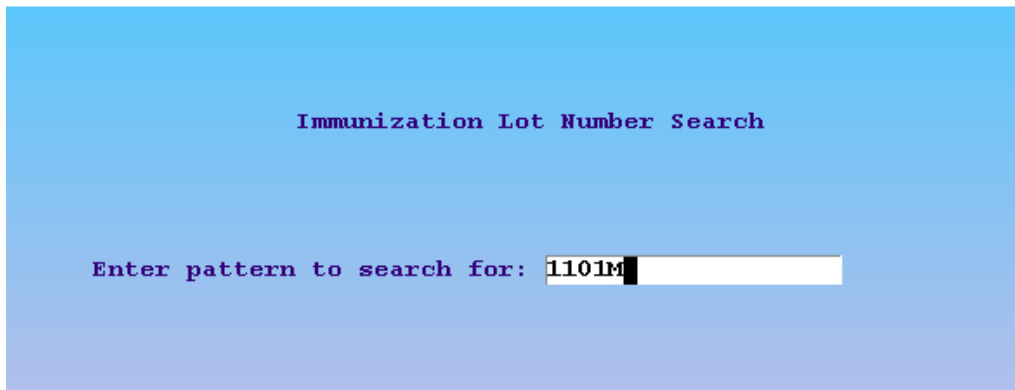
3. Choose to Search by "Lot Number"

In the "Search by" field, select, "Immunization Lot Number." You can enter an asterisk (*) to see the list of available search variables, or just type "imm" to enter Immunization Lot Number.



Press [F1 -- *Generate Report*] to continue.

4. Enter the Lot Number and Press [F1 -- *Process*]



5. Review and Work With Patients

A list of patients will appear, along with account information.

Find'em Listing		
X	Gill, Jesus I	Lot Number: 1101M Date: 02/06/03
	Gomez, Elise M	Lot Number: 1101M Date: 03/04/03
	Grabis, Kevin R	Lot Number: 1101M Date: 01/30/03
	Hines, Janine	Lot Number: 1101M Date: 01/29/03
	Joss, C Paige	Lot Number: 1101M Date: 01/24/03
	Kaiser, Olivia E	Lot Number: 1101M Date: 01/30/03
	Kane, Mason	Lot Number: 1101M Date: 03/06/03
	Klitchman, Samuel	Lot Number: 1101M Date: 02/28/03
	Kwityn, Kack A	Lot Number: 1101M Date: 01/21/03
	Labrador, Madison N	Lot Number: 1101M Date: 02/14/03
	Leahy, Lallahan	Lot Number: 1101M Date: 01/29/03
	Leahy, Brendan J	Lot Number: 1101M Date: 02/24/03
	Lebron, Kira L	Lot Number: 1101M Date: 01/29/03
	Flynn, Jacob	Lot Number: 1101M Date: 03/05/03
	Flynn, Madelyn M	Lot Number: 1101M Date: 03/05/03
	Frehner, Margaret H	Lot Number: 1101M Date: 01/30/03
	Gallier, Audrey	Lot Number: 1101M Date: 02/21/03
	Gantt, Jackson S	Lot Number: 1101M Date: 01/24/03
	Garrett, Trenton	Lot Number: 1101M Date: 01/17/03
	Gill, Destiny	Lot Number: 1101M Date: 01/28/03

Select Patient View Patient

Select any patient and press [F1 -- Select Patient] to continue.

4.2. Display What Immunizations a Patient is Missing

Partner contains a customizable list of immunization rules that are based on the recommendations of the American Academy of Pediatrics. The **curimms** program can automatically compare a patient's immunizations against those rules and display what immunizations the patient may be missing.

You can not run **curimms** like other reports. Instead, it is added to your encounter form or any other handout or form letter Partner produces:

```

PEDIATRIC ASSOCIATES OF VERMONT          PATIENT: Pebbles Flinstone
  PROVIDER: Peter Zhivago, M.D.             BORN: 12/13/1994
  APPT DATE: 07/11/2001                     AGE: 6 yrs, 6 mos
  APPT TIME: 4:50p                           FLAGS: Medicaid
  REASON: 6 Year Exam                       MAJOR DIAG: Chronic Otitis
  ARRIVAL: _____                       ALLERGIES: None Known
  ABPT NOTE: Called with stomach pains.
  CHECK IMMS: MMR, DTAP
    
```

When looking at the list of missing immunizations, remember that the patient may have received the immunization but not had it recorded in Partner, or your practice's immunization configuration could be incorrect.

For help adding **curimms** to your forms or configuring your practice's immunization rules, contact PCC at (800) 722-1082.